

Product Datasheet

Axl Antibody (MM0098-2N33) - Azide and BSA Free NBP2-12044-0.025mg

Unit Size: 0.025 mg

Store at 4C short term. Aliquot and store at -20C long term. Avoid freeze-thaw cycles.

www.novusbio.com



technical@novusbio.com

Publications: 2

Protocols, Publications, Related Products, Reviews, Research Tools and Images at:
www.novusbio.com/NBP2-12044

Updated 9/9/2025 v.20.1

Earn rewards for product
reviews and publications.

Submit a publication at www.novusbio.com/publications

Submit a review at www.novusbio.com/reviews/destination/NBP2-12044



NBP2-12044-0.025mg

Axl Antibody (MM0098-2N33) - Azide and BSA Free

Product Information	
Unit Size	0.025 mg
Concentration	LYOPH mg/ml
Storage	Store at 4C short term. Aliquot and store at -20C long term. Avoid freeze-thaw cycles.
Clonality	Monoclonal
Clone	MM0098-2N33
Preservative	No Preservative
Reconstitution Instructions	Reconstitute with sterilized PBS to a final concentration of 0.5 mg/ml.
Isotype	IgG1
Purity	Protein G purified
Buffer	Lyophilized from a 0.2 um filtered solution in PBS. 0.025 mg size is provided in liquid form, PBS

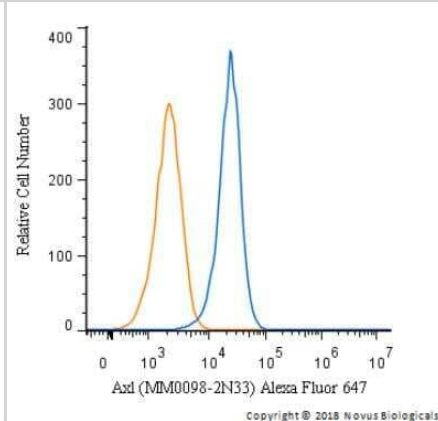
Product Description	
Description	Novus Biologicals Mouse Axl Antibody (MM0098-2N33) - Azide and BSA Free (NBP2-12044) is a monoclonal antibody validated for use in Flow. Anti-Axl Antibody: Cited in 2 publications. All Novus Biologicals antibodies are covered by our 100% guarantee.
Host	Mouse
Gene ID	558
Gene Symbol	AXL
Species	Human, Mouse
Reactivity Notes	Mouse reactivity reported in scientific literature (PMID:31765380)
Immunogen	Human recombinant Axl (extracellular domain)

Product Application Details	
Applications	Flow Cytometry, Flow (Cell Surface), CyTOF-ready
Recommended Dilutions	Flow Cytometry 1:50-100, Flow (Cell Surface), CyTOF-ready
Application Notes	This antibody is Cytof ready.

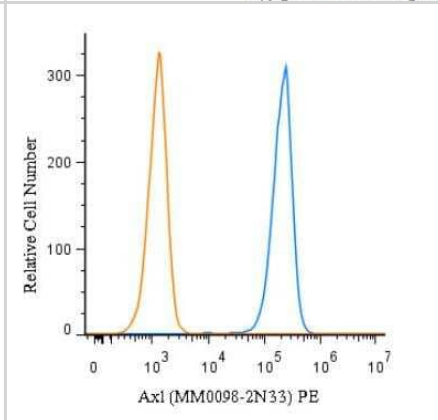


Images

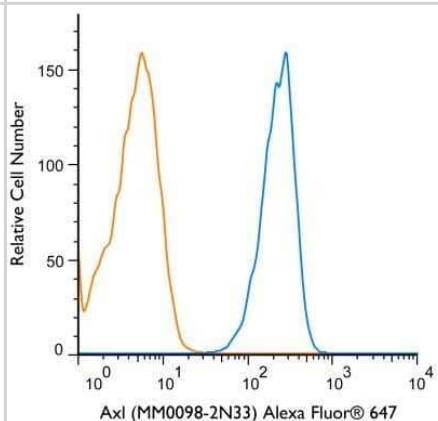
Flow Cytometry: Axl Antibody (MM0098-2N33) [NBP2-12044] - A cell surface stain was performed on U87MG cells with Axl antibody (MM0098-2N33) NBP2-12044AF647 (blue) and a matched isotype control NBP2-27287AF647 (orange). Cells were incubated in an antibody dilution of 2.5 ug/mL for 20 minutes at room temperature. Both antibodies were conjugated to Alexa Fluor 647.



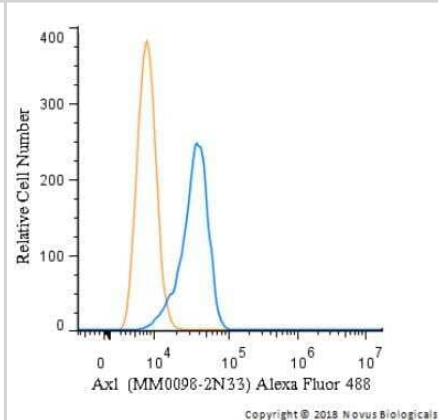
Flow (Cell Surface): Axl Antibody (MM0098-2N33) [NBP2-12044] - A cell surface stain was performed on HeLa cells with AXL antibody (MM0098-2N33) NBP2-12044PE (blue) and a matched isotype control (orange). Cells were incubated in an antibody dilution of 2.5 ug/mL for 20 minutes at room temperature. Both antibodies were conjugated to Phycoerythrin.



Flow Cytometry: Axl Antibody (MM0098-2N33) [NBP2-12044] - Using the Alexa Fluor 647 direct conjugate A cell surface stain was performed on HeLa cells with AXL antibody (MM0098-2N33) NBP2-12044AF647 (blue) and a matched isotype control NBP2-27287AF647 (orange). Cells were incubated in an antibody dilution of 1 ug/mL for 20 minutes at room temperature. Both antibodies were conjugated to Alexa Fluor 647.



Flow Cytometry: Axl Antibody (MM0098-2N33) [NBP2-12044] - A cell surface stain was performed on HeLa cells with AXL antibody (MM0098-2N33) NBP2-12044AF488 (blue) and a matched isotype control (orange). Cells were incubated in an antibody dilution of 5 ug/mL for 20 minutes at room temperature. Both antibodies were conjugated to Alexa Fluor 488.



Publications

Spencer J. L, Lahon A, et al. Replication of Zika Virus in Human Prostate Cells: A Potential Source of Sexually Transmitted Virus. J Infect Dis 2018-01-30 [PMID: 28968863] (FLOW, Human)

Vogt MB, Lahon A, Arya RP, et al. Dengue viruses infect human megakaryocytes, with probable clinical consequences. PLoS Negl Trop Dis 2019-11-01 [PMID: 31765380] (FLOW, Mouse)





Novus Biologicals USA

10730 E. Briarwood Avenue
Centennial, CO 80112
USA
Phone: 303.730.1950
Toll Free: 1.888.506.6887
Fax: 303.730.1966
nb-customerservice@bio-techne.com

Bio-Techne Canada

21 Canmotor Ave
Toronto, ON M8Z 4E6
Canada
Phone: 905.827.6400
Toll Free: 855.668.8722
Fax: 905.827.6402
canada.inquires@bio-techne.com

Bio-Techne Ltd

19 Barton Lane
Abingdon Science Park
Abingdon, OX14 3NB, United Kingdom
Phone: (44) (0) 1235 529449
Free Phone: 0800 37 34 15
Fax: (44) (0) 1235 533420
info.EMEA@bio-techne.com

General Contact Information

www.novusbio.com
Technical Support: nb-technical@bio-techne.com
Orders: nb-customerservice@bio-techne.com
General: novus@novusbio.com

Products Related to NBP2-12044-0.025mg

HAF007	Goat anti-Mouse IgG Secondary Antibody [HRP]
NB720-B	Rabbit anti-Mouse IgG (H+L) Secondary Antibody [Biotin]
NBP1-97005-0.5mg	Mouse IgG1 Isotype Control (MG1)
NBP1-83073PEP	Axl Recombinant Protein Antigen

Limitations

This product is for research use only and is not approved for use in humans or in clinical diagnosis. Primary Antibodies are guaranteed for 1 year from date of receipt.

For more information on our 100% guarantee, please visit www.novusbio.com/guarantee

Earn gift cards/discounts by submitting a review: www.novusbio.com/reviews/submit/NBP2-12044

Earn gift cards/discounts by submitting a publication using this product:
www.novusbio.com/publications

