

Product Datasheet

C1qTNF1/CTRP1 Antibody - BSA Free NBP1-76626-0.025mg

Unit Size: 0.025 mg

Store at 4C short term. Aliquot and store at -20C long term. Avoid freeze-thaw cycles.

www.novusbio.com



technical@novusbio.com

Publications: 1

Protocols, Publications, Related Products, Reviews, Research Tools and Images at:
www.novusbio.com/NBP1-76626

Updated 9/9/2025 v.20.1

Earn rewards for product
reviews and publications.

Submit a publication at www.novusbio.com/publications

Submit a review at www.novusbio.com/reviews/destination/NBP1-76626



NBP1-76626-0.025mg

C1qTNF1/CTRP1 Antibody - BSA Free

Product Information	
Unit Size	0.025 mg
Concentration	1 mg/ml
Storage	Store at 4C short term. Aliquot and store at -20C long term. Avoid freeze-thaw cycles.
Clonality	Polyclonal
Preservative	0.02% Sodium Azide
Isotype	IgG
Purity	Peptide affinity purified
Buffer	PBS

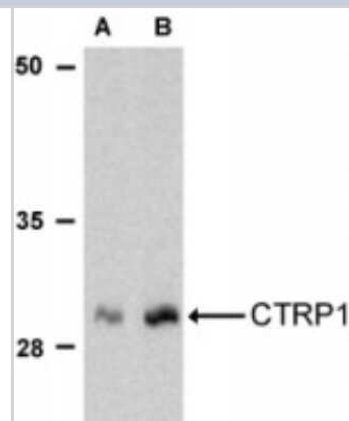
Product Description	
Description	Novus Biologicals Rabbit C1qTNF1/CTRP1 Antibody - BSA Free (NBP1-76626) is a polyclonal antibody validated for use in IHC, WB, ELISA and ICC/IF. Anti-C1qTNF1/CTRP1 Antibody: Cited in 1 publication. All Novus Biologicals antibodies are covered by our 100% guarantee.
Host	Rabbit
Gene ID	114897
Gene Symbol	C1QTNF1
Species	Human, Mouse, Rat
Specificity/Sensitivity	These proteins are often highly modified post-translationally and migrate in SDS-PAGE at positions other than their predicted size.
Immunogen	Antibody was raised against a 15 amino acid synthetic peptide from near the amino-terminus of human CTRP1. The immunogen is located within amino acids 40 - 90 of CTRP1. Amino Acid Sequence: ERAEEQHEKYRPSQD

Product Application Details	
Applications	Western Blot, Immunohistochemistry-Paraffin, ELISA, Immunocytochemistry/Immunofluorescence, Immunohistochemistry
Recommended Dilutions	Western Blot 1-2 ug/ml, ELISA, Immunohistochemistry 10 ug/ml, Immunocytochemistry/ Immunofluorescence 20 ug/mL, Immunohistochemistry-Paraffin 10 ug/ml
Application Notes	Use in ICC/IF reported in scientific literature (PMID:34422821).

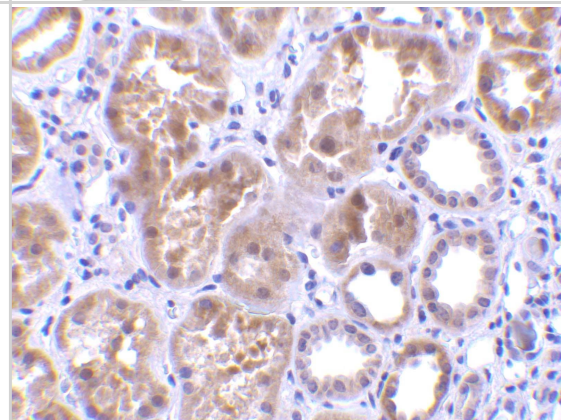


Images

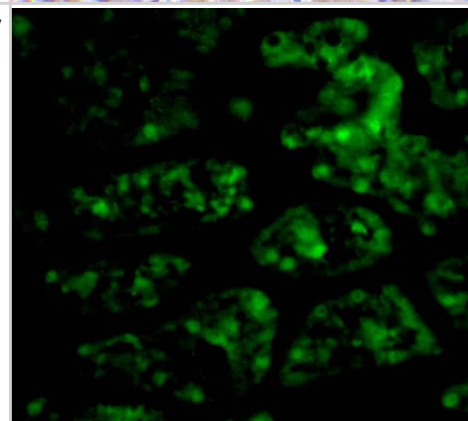
Western Blot: C1qTNF1/CTRP1 Antibody [NBP1-76626] - Analysis of CTRP1 in human kidney cell lysate with CTRP1 (NT) antibody using NBP1-76626 at (A) 1 and (B) 2 ug/ml.



Immunohistochemistry: C1qTNF1/CTRP1 Antibody - BSA Free [NBP1-76626] - Immunohistochemistry of C1qTNF1/CTRP1 in human kidney tissue with C1qTNF1/CTRP1 antibody at 10 ug/mL.



Immunocytochemistry/ Immunofluorescence: C1qTNF1/CTRP1 Antibody - BSA Free [NBP1-76626] - Immunofluorescence of C1qTNF1/CTRP1 in Human Kidney cells with C1qTNF1/CTRP1 antibody at 20 ug/mL.



Publications

Fei H, Xiang P, Luo W Et al. CTRP1 Attenuates Cerebral Ischemia/Reperfusion Injury via the PERK Signaling Pathway *Frontiers in cell and developmental biology* 2021-08-04 [PMID: 34422821] (ICC/IF, Rat)



Novus Biologicals USA

10730 E. Briarwood Avenue
Centennial, CO 80112
USA
Phone: 303.730.1950
Toll Free: 1.888.506.6887
Fax: 303.730.1966
nb-customerservice@bio-techne.com

Bio-Techne Canada

21 Canmotor Ave
Toronto, ON M8Z 4E6
Canada
Phone: 905.827.6400
Toll Free: 855.668.8722
Fax: 905.827.6402
canada.inquires@bio-techne.com

Bio-Techne Ltd

19 Barton Lane
Abingdon Science Park
Abingdon, OX14 3NB, United Kingdom
Phone: (44) (0) 1235 529449
Free Phone: 0800 37 34 15
Fax: (44) (0) 1235 533420
info.EMEA@bio-techne.com

General Contact Information

www.novusbio.com
Technical Support: nb-technical@bio-techne.com
Orders: nb-customerservice@bio-techne.com
General: novus@novusbio.com

Limitations

This product is for research use only and is not approved for use in humans or in clinical diagnosis. Primary Antibodies are guaranteed for 1 year from date of receipt.

For more information on our 100% guarantee, please visit www.novusbio.com/guarantee

Earn gift cards/discounts by submitting a review: www.novusbio.com/reviews/submit/NBP1-76626

Earn gift cards/discounts by submitting a publication using this product:
www.novusbio.com/publications

