

Product Datasheet

Goat anti-Armenian Hamster IgG (H+L) Secondary Antibody [Biotin] NB120-5744-1000ug

Unit Size: 1000 ug

Store lyophilized antibody at 4C in the dark. Aliquot reconstituted liquid and store at -20C. Avoid freeze-thaw cycles.

www.novusbio.com



technical@novusbio.com


Protocols, Publications, Related Products, Reviews, Research Tools and Images at:
www.novusbio.com/NB120-5744

Updated 10/23/2024 v.20.1

Earn rewards for product
reviews and publications.

Submit a publication at www.novusbio.com/publications

Submit a review at www.novusbio.com/reviews/destination/NB120-5744



NB120-5744-1000ug

Goat anti-Armenian Hamster IgG (H+L) Secondary Antibody [Biotin]

Product Information	
Unit Size	1000 ug
Concentration	LYOPH mg/ml
Storage	Store lyophilized antibody at 4C in the dark. Aliquot reconstituted liquid and store at -20C. Avoid freeze-thaw cycles.
Clonality	Polyclonal
Preservative	0.01% Sodium Azide
Reconstitution Instructions	Reconstitute with 1.0 ml deionized water (or equivalent).
Isotype	IgG
Conjugate	Biotin
Purity	Multi-step
Buffer	Lyophilized from 0.02 M Potassium Phosphate, 0.15 M Sodium Chloride, pH 7.2, 10 mg/mL Bovine Serum Albumin (BSA) - Immunoglobulin and Protease free

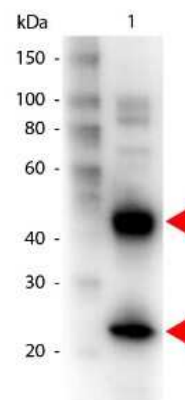
Product Description	
Description	<p>Store vial at 4C prior to restoration. For extended storage aliquot contents and freeze at -20C or below. Avoid cycles of freezing and thawing. Centrifuge product if not completely clear after standing at room temperature. This product is stable for several weeks at 4C as an undiluted liquid. Dilute only prior to immediate use.</p> <p>This product was prepared from monospecific antiserum by immunoaffinity chromatography using Armenian Hamster IgG coupled to agarose beads followed by solid phase adsorption(s) to remove any unwanted reactivities. Assay by immunoelectrophoresis resulted in a single precipitin arc against anti-Biotin, anti-Goat Serum, Armenian Hamster IgG and Armenian Hamster Serum</p>
Host	Goat
Species	Armenian Hamster
Specificity/Sensitivity	Reactivity with Golden Syrian Hamster IgG is greatly reduced.
Immunogen	Armenian Hamster IgG whole molecule

Product Application Details	
Applications	Western Blot, ELISA, Immunohistochemistry
Recommended Dilutions	Western Blot 1:2000 - 1:10000, ELISA 1:20000 - 1:100000, Immunohistochemistry 1:1000 - 1:5000
Application Notes	This product has been tested by ELISA and western blot and is designed for Western Blotting, ELISA and Immunohistochemistry. Biotin conjugated secondary antibodies can also be used for a variety of other applications such as Assay Development.

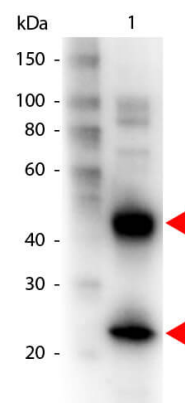


Images

Western Blot: Goat anti-Armenian Hamster IgG Secondary Antibody [Biotin] [NB120-5744] - Lane 1: Armenian Hamster IgG. Lane 2: none. Load: 50 ug per lane. Primary antibody: Armenian Hamster IgG Biotin conjugated antibody at 1:1,000 for overnight at 4C. Secondary antibody: HRP Streptavidin secondary antibody at 1:40,000 for 30 min at RT. Blocking buffer for 30 min at RT. Predicted/Observed size: 55 kDa, 28 kDa for Human IgG.



Western Blot of Biotin conjugated Goat anti-Armenian Hamster IgG antibody. Lane 1: Armenian Hamster IgG. Lane 2: none. Load: 50 ng per lane. Primary antibody: Armenian Hamster IgG Biotin conjugated antibody at 1:1,000 for overnight at 4C. Secondary antibody: HRP Streptavidin secondary antibody at 1:40,000 for 30 min at RT. Block for 30 min at RT. Predicted/Observed size: 55 kDa, 28 kDa for Human IgG. Other band(s): none.





Novus Biologicals USA

10730 E. Briarwood Avenue
Centennial, CO 80112
USA
Phone: 303.730.1950
Toll Free: 1.888.506.6887
Fax: 303.730.1966
nb-customerservice@bio-techne.com

Bio-Techne Canada

21 Canmotor Ave
Toronto, ON M8Z 4E6
Canada
Phone: 905.827.6400
Toll Free: 855.668.8722
Fax: 905.827.6402
canada.inquires@bio-techne.com

Bio-Techne Ltd

19 Barton Lane
Abingdon Science Park
Abingdon, OX14 3NB, United Kingdom
Phone: (44) (0) 1235 529449
Free Phone: 0800 37 34 15
Fax: (44) (0) 1235 533420
info.EMEA@bio-techne.com

General Contact Information

www.novusbio.com
Technical Support: nb-technical@bio-
techne.com
Orders: nb-customerservice@bio-techne.com
General: novus@novusbio.com

Products Related to NB120-5744-1000ug

NBP2-29370	Streptavidin Native Protein
------------	-----------------------------

Limitations

This product is for research use only and is not approved for use in humans or in clinical diagnosis. Secondary Antibodies are guaranteed for 1 year from date of receipt.

For more information on our 100% guarantee, please visit www.novusbio.com/guarantee

Earn gift cards/discounts by submitting a review: www.novusbio.com/reviews/submit/NB120-5744

Earn gift cards/discounts by submitting a publication using this product:
www.novusbio.com/publications

