

# Product Datasheet

## Angiopoietin-2 Antibody (MM0020-1F29) - Azide and BSA Free NB110-85467-0.025mg

Unit Size: 0.025 mg

Aliquot and store at -20C or -80C. Avoid freeze-thaw cycles.

[www.novusbio.com](http://www.novusbio.com)



[technical@novusbio.com](mailto:technical@novusbio.com)

**Reviews: 2 Publications: 6**

Protocols, Publications, Related Products, Reviews, Research Tools and Images at:  
[www.novusbio.com/NB110-85467](http://www.novusbio.com/NB110-85467)

Updated 9/9/2025 v.20.1

Earn rewards for product reviews and publications.

Submit a publication at [www.novusbio.com/publications](http://www.novusbio.com/publications)

Submit a review at [www.novusbio.com/reviews/destination/NB110-85467](http://www.novusbio.com/reviews/destination/NB110-85467)



**NB110-85467-0.025mg**

Angiopoietin-2 Antibody (MM0020-1F29) - Azide and BSA Free

Product Information	
Unit Size	0.025 mg
Concentration	LYOPH mg/ml
Storage	Aliquot and store at -20C or -80C. Avoid freeze-thaw cycles.
Clonality	Monoclonal
Clone	MM0020-1F29
Preservative	No Preservative
Reconstitution Instructions	Reconstitute with sterilized PBS to a final concentration of 0.2 mg/ml.
Isotype	IgG2
Purity	Protein G purified
Buffer	Lyophilized from a 0.2 um filtered solution in PBS. 0.025 mg size is provided in liquid form, PBS

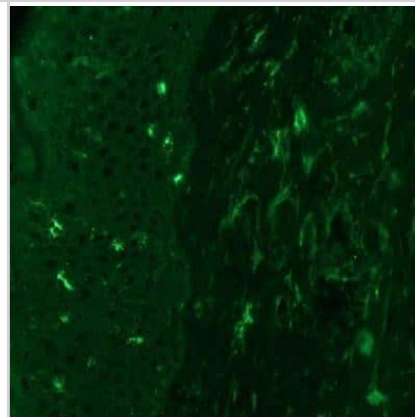
Product Description	
Description	Novus Biologicals Mouse Angiopoietin-2 Antibody (MM0020-1F29) - Azide and BSA Free (NB110-85467) is a monoclonal antibody validated for use in IHC, WB and ICC/IF. Anti-Angiopoietin-2 Antibody: Cited in 6 publications. All Novus Biologicals antibodies are covered by our 100% guarantee.
Host	Mouse
Gene ID	285
Gene Symbol	ANGPT2
Species	Human, Chicken
Reactivity Notes	Chicken data from customer review.
Specificity/Sensitivity	No cross reactivity with human Angiopoietin-1
Immunogen	Human recombinant Angiopoietin-2

Product Application Details	
Applications	Western Blot, Immunohistochemistry-Paraffin, Immunocytochemistry/Immunofluorescence, Immunohistochemistry, Immunohistochemistry-Frozen
Recommended Dilutions	Western Blot 1:500-1:1000, Immunohistochemistry 1:10-1:500, Immunocytochemistry/Immunofluorescence 1:25, Immunohistochemistry-Paraffin 1:100-1:200, Immunohistochemistry-Frozen 1:10-1:500
Application Notes	By Western blot, this antibody detects a band at ~60-75 kDa under reducing conditions. Has been reported to work in Immunohistochemistry-Frozen (PMID 22302773) and Immunofluorescence in a customer review.

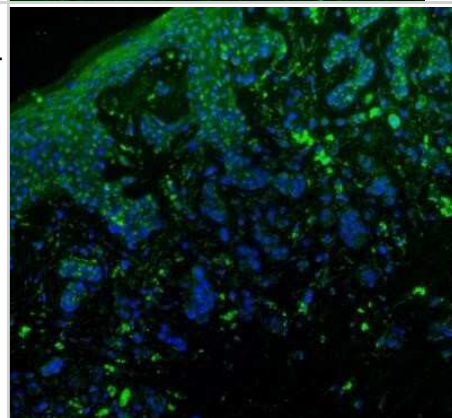


## Images

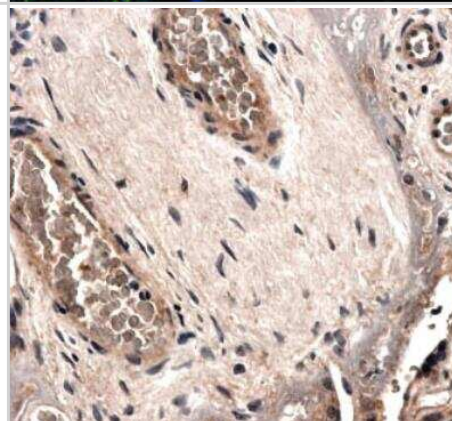
Immunocytochemistry/Immunofluorescence: Angiopoietin-2 Antibody (MM0020-1F29) [NB110-85467] - Staining of frozen human skin sections using Angiopoietin 2 antibody at 1:25 dilution. Image provided via product review by verified customer.



Immunohistochemistry: Angiopoietin-2 Antibody (MM0020-1F29) [NB110-85467] - Ang-2 (green) was detected in human skin (nevus) using Ang2-Alexa Fluor 488 antibody (1:40) in PBS for 1 hour. Nuclei were stained with DAPI (blue). Tissue was fixed with acetone. Image from a verified customer review. Image using the Alexa Fluor 488 format of this antibody.



Immunohistochemistry: Angiopoietin-2 Antibody (MM0020-1F29) [NB110-85467] - Normal Human placenta tissue



## Publications

Yu B, Shen K, Li T et al. Glycolytic enzyme PFKFB3 regulates sphingosine 1-phosphate receptor 1 in proangiogenic glomerular endothelial cells under diabetic condition *American journal of physiology. Cell physiology* 2023-10-02 [PMID: 37781737]

GN Yin, HR Jin, MJ Choi, A Limanjaya, K Ghatak, NN Minh, J Ock, MH Kwon, KM Song, HJ Park, HM Kim, YG Kwon, JK Ryu, JK Suh Pericyte-Derived Dickkopf2 Regenerates Damaged Penile Neurovasculature Through an Angiopoietin-1-Tie2 Pathway *Diabetes*, 2018-03-20;0(0):. 2018-03-20 [PMID: 29559443]

Sopo M, Sallinen H, Hamalainen K et al. High expression of Tie-2 predicts poor prognosis in primary high grade serous ovarian cancer *Am J Physiol Gastrointest Liver Physiol* 2020-11-04 [PMID: 33151982]

Rueda EM, Hall BM, Hill MC et al. Gene expression and promoter methylation of angiogenic and lymphangiogenic factors as prognostic markers in melanoma *Mol Oncol* 2019-05-08 [PMID: 31069961] (IF, Chicken)

de Vries DK, Khairoun M, Lindeman JH et al. Renal Ischemia-Reperfusion Induces Release of Angiopoietin-2 From Human Grafts of Living and Deceased Donors. *Transplantation*. 2013-08-15 [PMID: 23839000] (IHC-Fr, Human)

Laquer VT, Dao BM, Pavlis JM, Nguyen AN, Chen TS, Harris RM, Rugg EL, Kelly KM. Immunohistochemistry of angiogenesis mediators before and after pulsed dye laser treatment of angiomas. *Lasers Surg Med*. doi: 10.1002/lsm.22005. 2012-02-02 [PMID: 22302773]





### **Novus Biologicals USA**

10730 E. Briarwood Avenue  
Centennial, CO 80112  
USA  
Phone: 303.730.1950  
Toll Free: 1.888.506.6887  
Fax: 303.730.1966  
nb-customerservice@bio-techne.com

### **Bio-Techne Canada**

21 Canmotor Ave  
Toronto, ON M8Z 4E6  
Canada  
Phone: 905.827.6400  
Toll Free: 855.668.8722  
Fax: 905.827.6402  
canada.inquires@bio-techne.com

### **Bio-Techne Ltd**

19 Barton Lane  
Abingdon Science Park  
Abingdon, OX14 3NB, United Kingdom  
Phone: (44) (0) 1235 529449  
Free Phone: 0800 37 34 15  
Fax: (44) (0) 1235 533420  
info.EMEA@bio-techne.com

### **General Contact Information**

www.novusbio.com  
Technical Support: nb-technical@bio-techne.com  
Orders: nb-customerservice@bio-techne.com  
General: novus@novusbio.com

### **Products Related to NB110-85467-0.025mg**

NBL1-07522	Angiopoietin-2 Overexpression Lysate
HAF007	Goat anti-Mouse IgG Secondary Antibody [HRP]
NB720-B	Rabbit anti-Mouse IgG (H+L) Secondary Antibody [Biotin]
NBP2-77507-0.05mg	Recombinant Human Angiopoietin-2 His Protein

### **Limitations**

This product is for research use only and is not approved for use in humans or in clinical diagnosis. Primary Antibodies are guaranteed for 1 year from date of receipt.

For more information on our 100% guarantee, please visit [www.novusbio.com/guarantee](http://www.novusbio.com/guarantee)

Earn gift cards/discounts by submitting a review: [www.novusbio.com/reviews/submit/NB110-85467](http://www.novusbio.com/reviews/submit/NB110-85467)

Earn gift cards/discounts by submitting a publication using this product:  
[www.novusbio.com/publications](http://www.novusbio.com/publications)

