

Product Datasheet

CD44 Antibody (VFF-17) - variant 7/8 - Azide and BSA Free NB100-65535-0.025mg

Unit Size: 0.025 mg

Store at -20C. Avoid freeze-thaw cycles.

www.novusbio.com



technical@novusbio.com

Protocols, Publications, Related Products, Reviews, Research Tools and Images at:
www.novusbio.com/NB100-65535

Updated 9/9/2025 v.20.1

Earn rewards for product
reviews and publications.

Submit a publication at www.novusbio.com/publications

Submit a review at www.novusbio.com/reviews/destination/NB100-65535



NB100-65535-0.025mg

CD44 Antibody (VFF-17) - variant 7/8 - Azide and BSA Free

Product Information	
Unit Size	0.025 mg
Concentration	1.0 mg/ml
Storage	Store at -20C. Avoid freeze-thaw cycles.
Clonality	Monoclonal
Clone	VFF-17
Preservative	No Preservative
Isotype	IgG2b
Purity	Protein A or G purified
Buffer	PBS

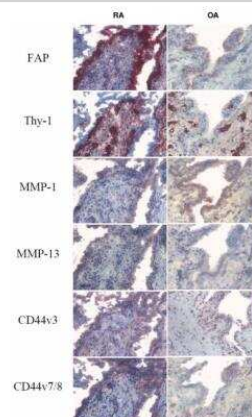
Product Description	
Description	Novus Biologicals Mouse CD44 Antibody (VFF-17) - variant 7/8 - Azide and BSA Free (NB100-65535) is a monoclonal antibody validated for use in IHC and Flow. All Novus Biologicals antibodies are covered by our 100% guarantee.
Host	Mouse
Gene ID	960
Gene Symbol	CD44
Species	Human
Marker	Cell Membrane Marker
Specificity/Sensitivity	Specifically recognizes an epitope encoded by exons v7-v8 on the variant portion of human CD44.
Immunogen	Made to Human CD44v7/8

Product Application Details	
Applications	Immunohistochemistry-Paraffin, Flow Cytometry, Immunohistochemistry, Immunohistochemistry-Frozen, CyTOF-ready
Recommended Dilutions	Flow Cytometry 1:10-1:100, Immunohistochemistry 1:10-1:500, Immunohistochemistry-Paraffin 1:100, Immunohistochemistry-Frozen 1:100-1:1000, CyTOF-ready
Application Notes	This product requires antigen retrieval using heat treatment prior to staining of paraffin sections. Sodium citrate buffer pH 6.0 is recommended for this purpose.

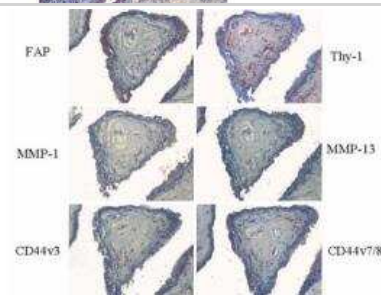


Images

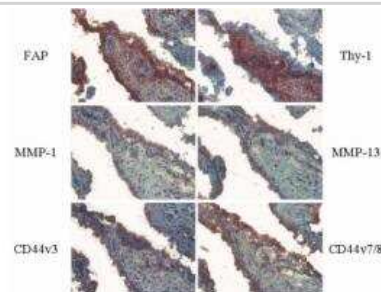
Immunohistochemistry: CD44 Antibody (VFF-17) - variant 7/8 [NB100-65535] - Analysis of representative areas of synovial tissue samples taken from patients with end-stage osteoarthritis (OA) or refractory rheumatoid arthritis (RA) is shown. Expression pattern and staining intensity of RA samples represent the stronger intensity of synovial inflammation when compared with OA samples.



Immunohistochemistry: CD44 Antibody (VFF-17) - variant 7/8 [NB100-65535] - Analysis of activation markers in synovial membranes of osteoarthritis. Phenotypic markers that are instrumental in extracellular matrix alteration are detectable only at a low level (MMP-1, CD44v7/8) in areas that are slightly FAP-positive. FAP, fibroblast activation protein; MMP, matrix metalloproteinase.



Immunohistochemistry: CD44 Antibody (VFF-17) - variant 7/8 [NB100-65535] - Analysis of activation markers in synovial membranes of rheumatoid arthritis. Expression of fibroblast activation protein (FAP) is accompanied by accumulation of activation markers (MMP-1 and MMP-13) and splice variants of CD44 (v3 and v7/8) that are known to correlate with the degree of inflammation and that are involved in extracellular matrix deposition.





Novus Biologicals USA

10730 E. Briarwood Avenue
Centennial, CO 80112
USA
Phone: 303.730.1950
Toll Free: 1.888.506.6887
Fax: 303.730.1966
nb-customerservice@bio-techne.com

Bio-Techne Canada

21 Canmotor Ave
Toronto, ON M8Z 4E6
Canada
Phone: 905.827.6400
Toll Free: 855.668.8722
Fax: 905.827.6402
canada.inquires@bio-techne.com

Bio-Techne Ltd

19 Barton Lane
Abingdon Science Park
Abingdon, OX14 3NB, United Kingdom
Phone: (44) (0) 1235 529449
Free Phone: 0800 37 34 15
Fax: (44) (0) 1235 533420
info.EMEA@bio-techne.com

General Contact Information

www.novusbio.com
Technical Support: nb-technical@bio-
techne.com
Orders: nb-customerservice@bio-techne.com
General: novus@novusbio.com

Limitations

This product is for research use only and is not approved for use in humans or in clinical diagnosis. Primary Antibodies are guaranteed for 1 year from date of receipt.

For more information on our 100% guarantee, please visit www.novusbio.com/guarantee

Earn gift cards/discounts by submitting a review: www.novusbio.com/reviews/submit/NB100-65535

Earn gift cards/discounts by submitting a publication using this product:
www.novusbio.com/publications

