

Product Datasheet

JAM-A Antibody (H202-106) - BSA Free NB100-65340-250ug

Unit Size: 250 ug

Store at 4C short term. Aliquot and store at -20C long term. Avoid freeze-thaw cycles.

www.novusbio.com



technical@novusbio.com

Publications: 4

Protocols, Publications, Related Products, Reviews, Research Tools and Images at:
www.novusbio.com/NB100-65340

Updated 9/9/2025 v.20.1

Earn rewards for product
reviews and publications.

Submit a publication at www.novusbio.com/publications

Submit a review at www.novusbio.com/reviews/destination/NB100-65340



NB100-65340-250ug

JAM-A Antibody (H202-106) - BSA Free

Product Information

Unit Size	250 ug
Concentration	1 mg/ml
Storage	Store at 4C short term. Aliquot and store at -20C long term. Avoid freeze-thaw cycles.
Clonality	Monoclonal
Clone	H202-106
Preservative	0.09% Sodium Azide
Isotype	IgG1
Purity	Protein G purified
Buffer	PBS

Product Description

Description	Novus Biologicals Rat JAM-A Antibody (H202-106) - BSA Free (NB100-65340) is a monoclonal antibody validated for use in IHC, Flow and IP. Anti-JAM-A Antibody: Cited in 4 publications. All Novus Biologicals antibodies are covered by our 100% guarantee.
Host	Rat
Gene ID	50848
Gene Symbol	F11R
Species	Mouse
Immunogen	MTE1/MTE2 stromal cell lines

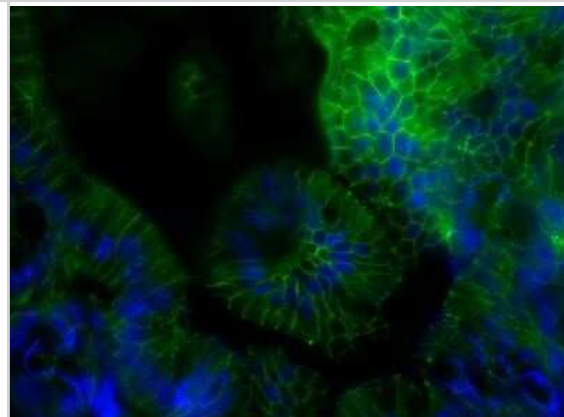
Product Application Details

Applications	Flow Cytometry, Immunohistochemistry, Immunohistochemistry-Frozen, Immunoprecipitation
Recommended Dilutions	Flow Cytometry 1:100-1:200, Immunohistochemistry 1:10-1:500, Immunoprecipitation 1:10-1:500, Immunohistochemistry-Frozen 1:10-1:500
Application Notes	For Flow Cytometry: Use 10 ul of the suggested working dilution to label 10 ⁶ cells in 100 ul.

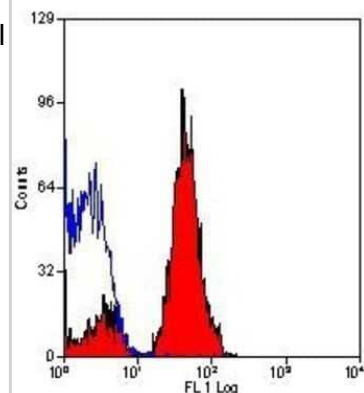


Images

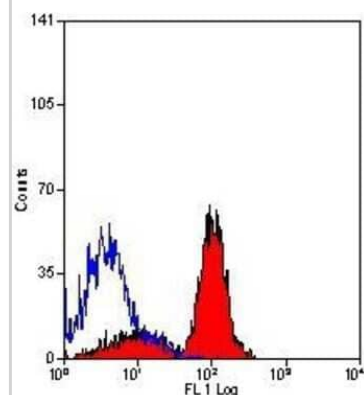
Immunohistochemistry: JAM-A Antibody (H202-106) [NB100-65340] - Mouse proximal colon tissue section. Antibody at 1:200 at 4C overnight. 40X magnification. IHC-Fr image submitted by a verified customer review. Image using the Alexa Fluor 488 format of this antibody.



Flow Cytometry: JAM-A Antibody (H202-106) [NB100-65340] - Analysis using the Biotin conjugate of NB100-65340. Staining of mouse peripheral blood platelets.



Flow Cytometry: JAM-A Antibody (H202-106) [NB100-65340] - Staining of mouse peripheral blood platelets with RAT ANTI MOUSE CD321.



Publications

Prestwich, RJ et al. Immune-mediated antitumor activity of reovirus is required for therapy and is independent of direct viral oncolysis and replication Clin Cancer Res 2009-01-01 [PMID: 19509134]

Details:

This citation used the Biotin version of this antibody.

Aurrand-Lions, M et al. Heterogeneity of endothelial junctions is reflected by differential expression and specific subcellular localization of the three JAM family members Blood 2001-01-01 [PMID: 11739175]

Details:

This citation used the Biotin version of this antibody.

Ebnett, Ket al. Junctional Adhesion Molecule Interacts with the PDZ Domain-containing Proteins AF-6 and ZO-1 J Biol Chem 2000-01-01 [PMID: 10856295]

Details:

This citation used the Biotin version of this antibody.

Malergue, Fet al. A novel immunoglobulin superfamily junctional molecule expressed by antigen presenting cells, endothelial cells and platelets Mol Immunol 1998-01-01 [PMID: 10395200]

Details:

This citation used the Biotin version of this antibody.





Novus Biologicals USA

10730 E. Briarwood Avenue
Centennial, CO 80112
USA
Phone: 303.730.1950
Toll Free: 1.888.506.6887
Fax: 303.730.1966
nb-customerservice@bio-techne.com

Bio-Techne Canada

21 Canmotor Ave
Toronto, ON M8Z 4E6
Canada
Phone: 905.827.6400
Toll Free: 855.668.8722
Fax: 905.827.6402
canada.inquires@bio-techne.com

Bio-Techne Ltd

19 Barton Lane
Abingdon Science Park
Abingdon, OX14 3NB, United Kingdom
Phone: (44) (0) 1235 529449
Free Phone: 0800 37 34 15
Fax: (44) (0) 1235 533420
info.EMEA@bio-techne.com

General Contact Information

www.novusbio.com
Technical Support: nb-technical@bio-techne.com
Orders: nb-customerservice@bio-techne.com
General: novus@novusbio.com

Products Related to NB100-65340-250ug

HAF005	Goat anti-Rat IgG Secondary Antibody [HRP]
F0105B	Goat anti-Rat IgG Secondary Antibody [Phycoerythrin]
DDXCR01	Rat IgG1 Isotype Control
NB100-65340AF488	JAM-A Antibody (H202-106) [Alexa Fluor® 488]

Limitations

This product is for research use only and is not approved for use in humans or in clinical diagnosis. Primary Antibodies are guaranteed for 1 year from date of receipt.

For more information on our 100% guarantee, please visit www.novusbio.com/guarantee

Earn gift cards/discounts by submitting a review: www.novusbio.com/reviews/submit/NB100-65340

Earn gift cards/discounts by submitting a publication using this product:
www.novusbio.com/publications

