

Product Datasheet

B220/CD45R Antibody (YKIX753.22.2) - BSA Free NB100-65018-0.025mg

Unit Size: 0.025 mg

Store at 4C short term. Aliquot and store at -20C long term. Avoid freeze-thaw cycles.

www.novusbio.com



technical@novusbio.com

Protocols, Publications, Related Products, Reviews, Research Tools and Images at:
www.novusbio.com/NB100-65018

Updated 2/21/2025 v.20.1

**Earn rewards for product
reviews and publications.**

Submit a publication at www.novusbio.com/publications

Submit a review at www.novusbio.com/reviews/destination/NB100-65018



NB100-65018-0.025mg

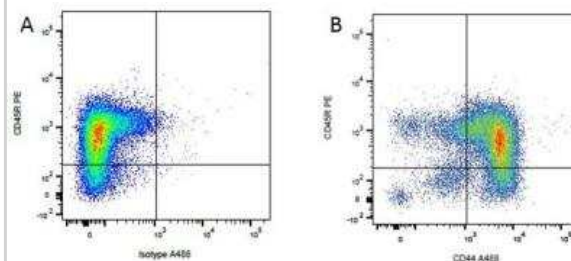
B220/CD45R Antibody (YKIX753.22.2) - BSA Free

Product Information	
Unit Size	0.025 mg
Concentration	1.0 mg/ml
Storage	Store at 4C short term. Aliquot and store at -20C long term. Avoid freeze-thaw cycles.
Clonality	Monoclonal
Clone	YKIX753.22.2
Preservative	0.09% Sodium Azide
Isotype	IgG2b
Purity	Protein G purified
Buffer	PBS
Product Description	
Host	Rat
Gene ID	5788
Gene Symbol	PTPRC
Species	Canine
Specificity/Sensitivity	This antibody recognizes canine CD45R and was clustered as a canine CD45R at the first canine Leucocyte Antigen workshop. It precipitates an antigen of 220kD from Con A Blasts (1) and may be against a CD45R isoform. It is expressed on subsets of leucocytes (neutrophils are weak) in canine blood of all out bred mongrels and beagles tested.
Immunogen	Canine thymocytes
Product Application Details	
Applications	Flow Cytometry, Immunohistochemistry, Immunohistochemistry-Frozen, Immunoprecipitation
Recommended Dilutions	Flow Cytometry 1:50-1:100, Immunohistochemistry 1:10-1:500, Immunoprecipitation 1:10-1:500, Immunohistochemistry-Frozen 1:10-1:500

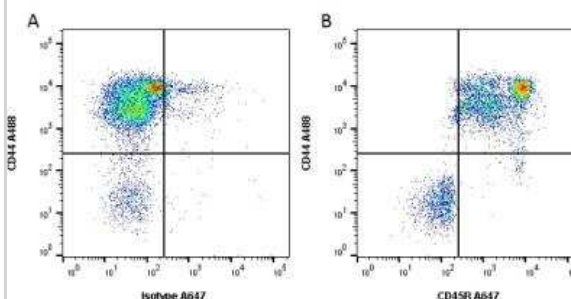


Images

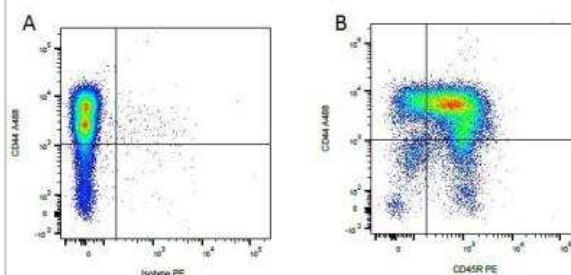
Flow Cytometry: B220/CD45R Antibody (YKIX753.22.2) [NB100-65018] - Figure A. RPE conjugated Rat anti Canine CD45R and Alexa Fluor 488 conjugated Rat IgG1 isotype control. Figure B. RPE conjugated Mouse anti Canine CD45R and Alexa Fluor 488 conjugated Rat anti Canine CD44.



Flow Cytometry: B220/CD45R Antibody (YKIX753.22.2) [NB100-65018] - Figure A. Alexa Fluor 488 conjugated Rat anti Dog CD44 and Alexa Fluor 647 conjugated Rat IgG2b isotype control. Figure B. Alexa Fluor 488 conjugated Rat anti Dog CD44 and Alexa Fluor 647 conjugated Rat anti Dog CD45R.



Flow Cytometry: B220/CD45R Antibody (YKIX753.22.2) [NB100-65018] - Figure A. Alexa Fluor 488 conjugated Rat anti Canine CD44 and RPE conjugated Rat IgG2a isotype control. Figure B. Alexa Fluor 488 conjugated Rat anti Canine CD44 and RPE conjugated Rat anti Canine CD45R.





Novus Biologicals USA

10730 E. Briarwood Avenue
Centennial, CO 80112
USA
Phone: 303.730.1950
Toll Free: 1.888.506.6887
Fax: 303.730.1966
nb-customerservice@bio-techne.com

Bio-Techne Canada

21 Canmotor Ave
Toronto, ON M8Z 4E6
Canada
Phone: 905.827.6400
Toll Free: 855.668.8722
Fax: 905.827.6402
canada.inquires@bio-techne.com

Bio-Techne Ltd

19 Barton Lane
Abingdon Science Park
Abingdon, OX14 3NB, United Kingdom
Phone: (44) (0) 1235 529449
Free Phone: 0800 37 34 15
Fax: (44) (0) 1235 533420
info.EMEA@bio-techne.com

General Contact Information

www.novusbio.com
Technical Support: nb-technical@bio-techne.com
Orders: nb-customerservice@bio-techne.com
General: novus@novusbio.com

Limitations

This product is for research use only and is not approved for use in humans or in clinical diagnosis. Primary Antibodies are guaranteed for 1 year from date of receipt.

For more information on our 100% guarantee, please visit www.novusbio.com/guarantee

Earn gift cards/discounts by submitting a review: www.novusbio.com/reviews/submit/NB100-65018

Earn gift cards/discounts by submitting a publication using this product:
www.novusbio.com/publications

