

# Product Datasheet

## Recombinant Human Tau 441 Active, P301S Mutant, Pre-formed Fibrils Protein NBP2-76794-100ug

Unit Size: 1 x 100ug Vials

Store at -80C. Avoid freeze-thaw cycles.

[www.novusbio.com](http://www.novusbio.com)



[technical@novusbio.com](mailto:technical@novusbio.com)

Protocols, Publications, Related Products, Reviews, Research Tools and Images at:  
[www.novusbio.com/NBP2-76794](http://www.novusbio.com/NBP2-76794)

Updated 7/18/2022 v.20.1

Earn rewards for product  
reviews and publications.

Submit a publication at [www.novusbio.com/publications](http://www.novusbio.com/publications)

Submit a review at [www.novusbio.com/reviews/destination/NBP2-76794](http://www.novusbio.com/reviews/destination/NBP2-76794)



**NBP2-76794-100ug**

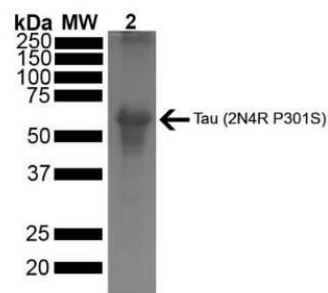
Recombinant Human Tau 441 Active, P301S Mutant, Pre-formed Fibrils Protein

Product Information	
Unit Size	1 x 100ug Vials
Concentration	Please see the vial label for concentration. If unlisted please contact technical services.
Storage	Store at -80C. Avoid freeze-thaw cycles.
Preservative	No Preservative
Purity	Ion exchange chromatography
Buffer	10 mM HEPES (pH 7.4), 100 mM NaCl
Target Molecular Weight	45.8 kDa
Product Description	
Description	<p>An un-tagged full length Human Recombinant Tau 441 protein Pre-Formed Fibrils, Accession #: P10636</p> <p><b>Source:</b> <i>E. coli</i></p> <p><b>Amino Acid Sequence:</b>  MAEPRQEFEV MEDHAGTYGL GDRKDQGGYT MHQDQEGDTD  AGLKESPLQT PTEDGSEEPG SETSDAKSTP TAEDVTAPLV DEGAPGKQAA  AQPHTIEPEG TTAEEAGIGD TPSLEDEAAG HVTQARMVSK SKDGTGSDDK  KAKGADGKTK IATPRGAAPP GQKGQANATR IPAKTPPAPK TPPSSGEPPK  SGDRSGYSSP GSPGTPGSRS RTPSLPTPPT REPKKVAVVR TPPKSPSSAK  SRLQTAPVPM PDLKNVSKSI GSTENLKHQP GGGKVQIINK KLDLSNVQSK  CGSKDNIKHVSGGGSVQIVY KPDLSKVTS KCGSLGNIHH KPGGGQVEVK  SEKLDFKDRV QSKIGSLDNI THVPGGGNKK IETHKLTFRE NAKAKTDHGA  EIVYKSPVVS GDTSPRHLSN VSSTGSIDMV DSPQLATLAD EVSASLAKQG L</p>
Gene ID	4137
Gene Symbol	MAPT
Species	Human
Details of Functionality	Thioflavin T emission curve shows increased fluorescence (correlated to tau protein fibrillation) when active tau PFFs are combined with active tau monomers.
Product Application Details	
Applications	Western Blot, Electron Microscopy, In vitro assay, In vivo assay, SDS-Page
Recommended Dilutions	Western Blot, In vitro assay, Electron Microscopy, In vivo assay, SDS-Page

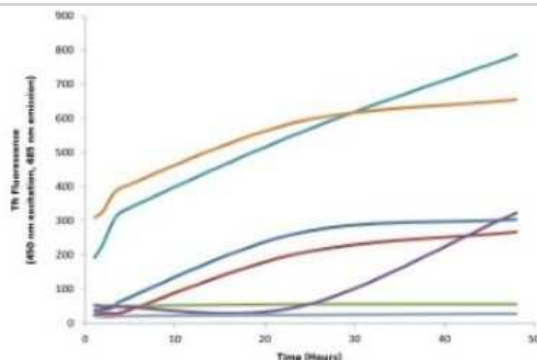


## Images


SDS-Page: Recombinant Human Tau 441 Active, P301S Mutant, Pre-formed Fibrils Protein [NBP2-76794] - DS-PAGE of ~67 kDa Human Tau Protein 2N4R P301S Preformed Fibrils (NBP2-76794). Lane 1: MW Ladder. Lane 2: Tau Protein Preformed Fibrils (NBP2-76794)



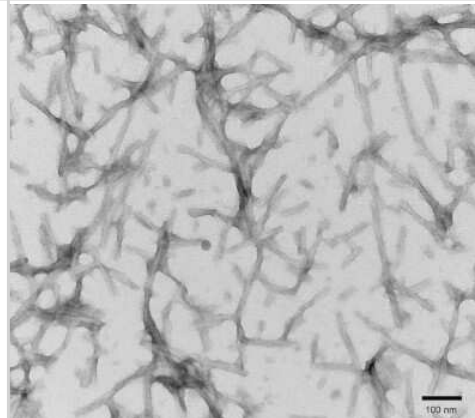
In vitro assay: Recombinant Human Tau 441 Active, P301S Mutant, Pre-formed Fibrils Protein [NBP2-76794] - Thioflavin T is a fluorescent dye that binds to beta sheet-rich structures such as those in tau fibrils. Upon binding, the emission spectrum of the dye experiences a red-shift, and increased fluorescence intensity. Thioflavin T emission curves show increased fluorescence (correlated to tau aggregation) when tau Pre-formed Fibrils (NBP2-76794) are combined with tau monomers. The Pre-formed Fibrils seed the formation of new fibrils from a pool of monomers. Thioflavin T ex = 450 nm, em = 485 nm. 10 uM heparin was added to each well.



Electron Microscopy: Recombinant Human Tau 441 Active, P301S Mutant, Pre-formed Fibrils Protein [NBP2-76794] - TEM of recombinant Tau 441441 (2N4R), P301S mutant Pre-formed Fibrils (PFFs). Fibrils were sonicated and stained with uranyl acetate.



Electron Microscopy: Recombinant Human Tau 441 Active, P301S Mutant, Pre-formed Fibrils Protein [NBP2-76794] - TEM of recombinant Tau 441441 (2N4R), P301S mutant Pre-formed Fibrils (PFFs) at 150kx magnification. HV = 80kV. Fibrils were sonicated and stained with uranyl acetate.





### **Novus Biologicals USA**

10730 E. Briarwood Avenue  
Centennial, CO 80112  
USA  
Phone: 303.730.1950  
Toll Free: 1.888.506.6887  
Fax: 303.730.1966  
nb-customerservice@bio-techne.com

### **Bio-Techne Canada**

21 Canmotor Ave  
Toronto, ON M8Z 4E6  
Canada  
Phone: 905.827.6400  
Toll Free: 855.668.8722  
Fax: 905.827.6402  
canada.inquires@bio-techne.com

### **Bio-Techne Ltd**

19 Barton Lane  
Abingdon Science Park  
Abingdon, OX14 3NB, United Kingdom  
Phone: (44) (0) 1235 529449  
Free Phone: 0800 37 34 15  
Fax: (44) (0) 1235 533420  
info.EMEA@bio-techne.com

### **General Contact Information**

www.novusbio.com  
Technical Support: nb-technical@bio-techne.com  
Orders: nb-customerservice@bio-techne.com  
General: novus@novusbio.com

### **Products Related to NBP2-76794-100ug**

---

NBP2-76795-100ug	Recombinant Human Tau 441 Active, Monomer, P301S Mutant Protein
7954-GM-010/CF	GM-CSF [Unconjugated]
H00023435-M01	TDP-43/TARDBP Antibody (2E2-D3)
NB300-213	MAP2 Antibody

---

### **Limitations**

This product is for research use only and is not approved for use in humans or in clinical diagnosis. This product is guaranteed for 1 year from date of receipt.

For more information on our 100% guarantee, please visit [www.novusbio.com/guarantee](http://www.novusbio.com/guarantee)

Earn gift cards/discounts by submitting a review: [www.novusbio.com/reviews/submit/NBP2-76794](http://www.novusbio.com/reviews/submit/NBP2-76794)

Earn gift cards/discounts by submitting a publication using this product:  
[www.novusbio.com/publications](http://www.novusbio.com/publications)

