

Product Datasheet

Integrin beta 3/CD61 Antibody (CL7319) - BSA Free NBP2-76484

Unit Size: 100 ul

Store at 4C short term. Aliquot and store at -20C long term. Avoid freeze-thaw cycles.

www.novusbio.com



technical@novusbio.com

Protocols, Publications, Related Products, Reviews, Research Tools and Images at:
www.novusbio.com/NBP2-76484

Updated 2/27/2025 v.20.1

Earn rewards for product
reviews and publications.

Submit a publication at www.novusbio.com/publications

Submit a review at www.novusbio.com/reviews/destination/NBP2-76484



NBP2-76484

Integrin beta 3/CD61 Antibody (CL7319) - BSA Free

Product Information

Unit Size	100 ul
Concentration	Concentrations vary lot to lot. See vial label for concentration. If unlisted please contact technical services.
Storage	Store at 4C short term. Aliquot and store at -20C long term. Avoid freeze-thaw cycles.
Clonality	Monoclonal
Clone	CL7319
Preservative	0.02% Sodium Azide
Isotype	IgG1
Purity	Protein A purified
Buffer	PBS, pH 7.2, containing 40% glycerol

Product Description

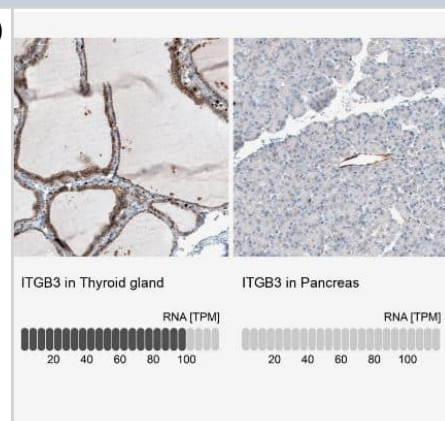
Host	Mouse
Gene ID	3690
Gene Symbol	ITGB3
Species	Human
Immunogen	This antibody was developed using a recombinant protein derived from P05106, with the exact immunogen sequence remaining proprietary.

Product Application Details

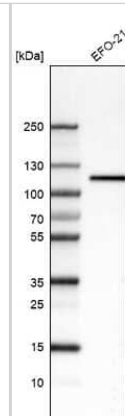
Applications	Western Blot, Immunohistochemistry, Immunohistochemistry-Paraffin
Recommended Dilutions	Western Blot 1 ug/ml, Immunohistochemistry 1:200 - 1:500, Immunohistochemistry-Paraffin 1:200 - 1:500
Application Notes	For IHC-Paraffin, HIER pH 6 retrieval is recommended.

Images

Immunohistochemistry-Paraffin: Integrin beta 3/CD61 Antibody (CL7319) [NBP2-76484] - Analysis in human thyroid gland and pancreas tissues using NBP2-76484 antibody. Corresponding ITGB3 RNA-seq data are presented for the same tissues.



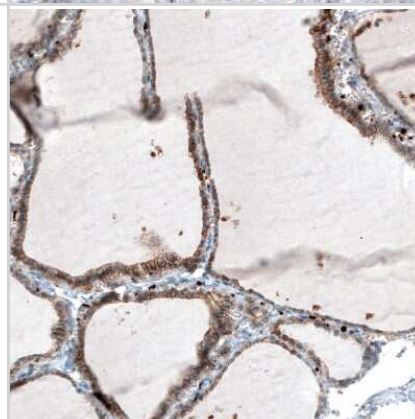
Western Blot: Integrin beta 3/CD61 Antibody (CL7319) [NBP2-76484] - Analysis in human cell line EFO-21.



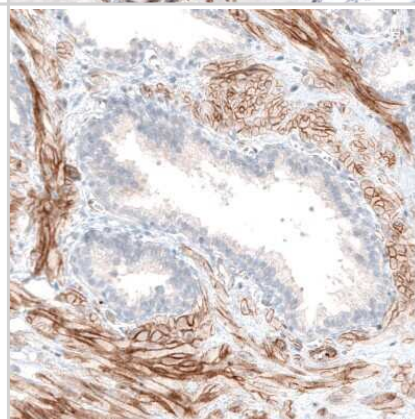
Immunohistochemistry-Paraffin: Integrin beta 3/CD61 Antibody (CL7319) [NBP2-76484] - Staining of human pancreas shows no positivity in exocrine glandular cells as expected.



Immunohistochemistry-Paraffin: Integrin beta 3/CD61 Antibody (CL7319) [NBP2-76484] - Staining of human thyroid gland shows moderate membranous positivity in glandular cells.



Immunohistochemistry-Paraffin: Integrin beta 3/CD61 Antibody (CL7319) [NBP2-76484] - Staining of human prostate shows moderate membranous positivity in smooth muscle cells.





Novus Biologicals USA

10730 E. Briarwood Avenue
Centennial, CO 80112
USA
Phone: 303.730.1950
Toll Free: 1.888.506.6887
Fax: 303.730.1966
nb-customerservice@bio-techne.com

Bio-Techne Canada

21 Canmotor Ave
Toronto, ON M8Z 4E6
Canada
Phone: 905.827.6400
Toll Free: 855.668.8722
Fax: 905.827.6402
canada.inquires@bio-techne.com

Bio-Techne Ltd

19 Barton Lane
Abingdon Science Park
Abingdon, OX14 3NB, United Kingdom
Phone: (44) (0) 1235 529449
Free Phone: 0800 37 34 15
Fax: (44) (0) 1235 533420
info.EMEA@bio-techne.com

General Contact Information

www.novusbio.com
Technical Support: nb-technical@bio-techne.com
Orders: nb-customerservice@bio-techne.com
General: novus@novusbio.com

Products Related to NBP2-76484

HAF007	Goat anti-Mouse IgG Secondary Antibody [HRP]
NB720-B	Rabbit anti-Mouse IgG (H+L) Secondary Antibody [Biotin]
NBP1-97005-0.5mg	Mouse IgG1 Isotype Control (MG1)
210-TA-005	TNF-alpha [Unconjugated]

Limitations

This product is for research use only and is not approved for use in humans or in clinical diagnosis. Primary Antibodies are guaranteed for 1 year from date of receipt.

For more information on our 100% guarantee, please visit www.novusbio.com/guarantee

Earn gift cards/discounts by submitting a review: www.novusbio.com/reviews/submit/NBP2-76484

Earn gift cards/discounts by submitting a publication using this product:
www.novusbio.com/publications

