

Product Datasheet

OX40/TNFRSF4 Antibody (BLR042F) NBP2-76421

Unit Size: 100 ul

Store at 2 - 8 C / 1 year from date of receipt

www.novusbio.com



technical@novusbio.com

Protocols, Publications, Related Products, Reviews, Research Tools and Images at:
www.novusbio.com/NBP2-76421

Updated 9/9/2025 v.20.1

Earn rewards for product
reviews and publications.

Submit a publication at www.novusbio.com/publications

Submit a review at www.novusbio.com/reviews/destination/NBP2-76421



NBP2-76421

OX40/TNFRSF4 Antibody (BLR042F)

Product Information

Unit Size	100 ul
Concentration	Please see the vial label for concentration. If unlisted please contact technical services.
Storage	Store at 2 - 8 C / 1 year from date of receipt
Clonality	Monoclonal
Clone	BLR042F
Preservative	0.09% Sodium Azide
Isotype	IgG
Purity	Antigen Affinity-purified
Buffer	Borate Buffered Saline (BBS) pH 8.2 with 0.1% BSA

Product Description

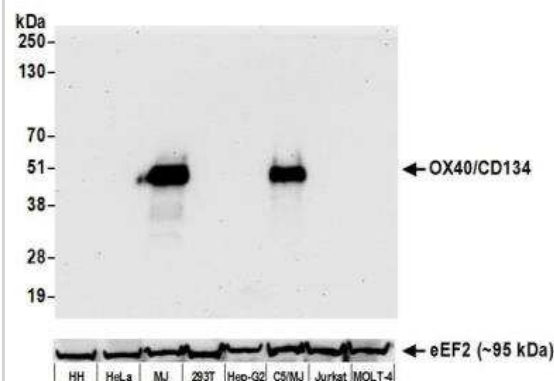
Description	Novus Biologicals Rabbit OX40/TNFRSF4 Antibody (BLR042F) (NBP2-76421) is a recombinant monoclonal antibody validated for use in IHC, WB, ICC/IF and IP. All Novus Biologicals antibodies are covered by our 100% guarantee.
Host	Rabbit
Gene ID	7293
Gene Symbol	TNFRSF4
Species	Human
Immunogen	Recombinant protein representing the extracellular domain of human OX40/CD134
Notes	This Product sold under License from Bethyl Laboratories, Inc.

Product Application Details

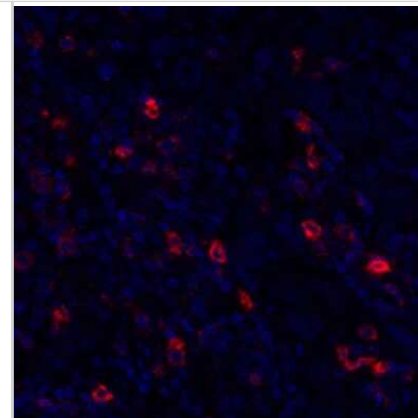
Applications	Western Blot, Immunohistochemistry-Paraffin, Immunocytochemistry/Immunofluorescence, Immunohistochemistry, Immunoprecipitation
Recommended Dilutions	Western Blot 1:1000, Immunohistochemistry 1:100 - 1:500, Immunocytochemistry/ Immunofluorescence 1:100 - 1:500, Immunoprecipitation 20 ul/1mg lysate, Immunohistochemistry-Paraffin 1:100 - 1:500
Application Notes	Epitope retrieval with citrate buffer pH6.0 is recommended for FFPE tissue sections.

Images

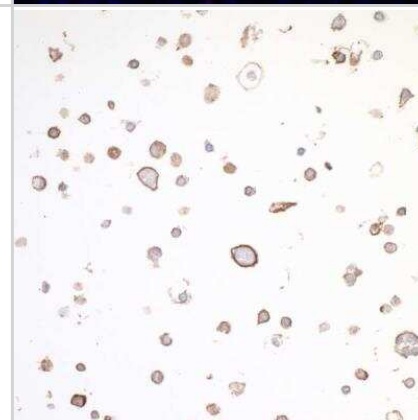
Western Blot: OX40/TNFRSF4 Antibody (BLR042F) [NBP2-76421] - Detection of human OX40/CD134 by WB of HH, HeLa, MJ, HEK293T, Hep-G2, C5/MJ, Jurkat, and MOLT-4 lysate. Antibody: Rabbit anti-OX40/CD134 recombinant monoclonal [BLR042F] (NBP2-76421). Secondary: HRP-conjugated goat anti-rabbit IgG.



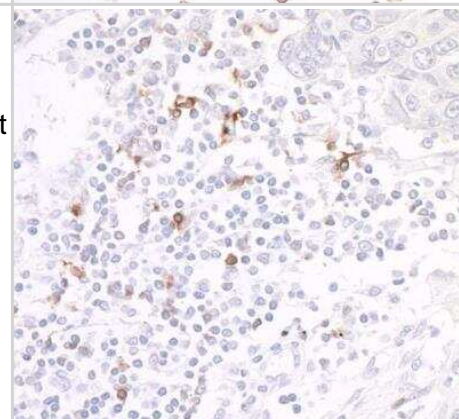
Immunocytochemistry/Immunofluorescence: OX40/TNFRSF4 Antibody (BLR042F) [NBP2-76421] - Detection of human OX40/CD134 (red) in FFPE breast carcinoma by IHC-IF. Antibody: Rabbit anti-OX40/CD134 recombinant monoclonal [BLR042F] (NBP2-76421). Secondary: HRP-conjugated goat anti-rabbit IgG. Substrate: Opal™. Counterstain: DAPI (blue).



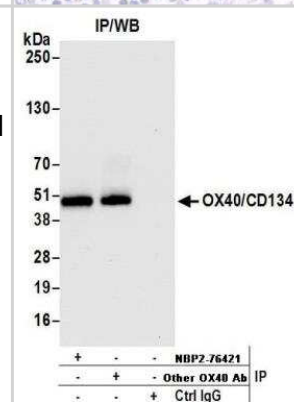
Immunohistochemistry-Paraffin: OX40/TNFRSF4 Antibody (BLR042F) [NBP2-76421] - Section of MJ cells. Antibody: Rabbit anti-OX40/CD134 recombinant monoclonal antibody [BLR042F] used at 1:250. Secondary: HRP-conjugated goat anti-rabbit IgG Substrate: DAB.



Immunohistochemistry-Paraffin: OX40/TNFRSF4 Antibody (BLR042F) [NBP2-76421] - Detection of human OX40/CD134 in FFPE lung carcinoma. . Antibody: Rabbit anti-OX40/CD134 recombinant monoclonal [BLR042F] (NBP2-76421). Secondary: HRP-conjugated goat anti-rabbit IgG. Substrate: DAB.



Immunoprecipitation: OX40/TNFRSF4 Antibody (BLR042F) [NBP2-76421] - Detection of human OX40/TNFRSF4 by WB of immunoprecipitates from MJ lysate. Antibodies: Rabbit anti-OX40/TNFRSF4 recombinant monoclonal [BLR042F] (NBP2-76421) and other rabbit anti-OX40/TNFRSF4 recombinant monoclonal antibody.





Novus Biologicals USA

10730 E. Briarwood Avenue
Centennial, CO 80112
USA
Phone: 303.730.1950
Toll Free: 1.888.506.6887
Fax: 303.730.1966
nb-customerservice@bio-techne.com

Bio-Techne Canada

21 Canmotor Ave
Toronto, ON M8Z 4E6
Canada
Phone: 905.827.6400
Toll Free: 855.668.8722
Fax: 905.827.6402
canada.inquires@bio-techne.com

Bio-Techne Ltd

19 Barton Lane
Abingdon Science Park
Abingdon, OX14 3NB, United Kingdom
Phone: (44) (0) 1235 529449
Free Phone: 0800 37 34 15
Fax: (44) (0) 1235 533420
info.EMEA@bio-techne.com

General Contact Information

www.novusbio.com
Technical Support: nb-technical@bio-techne.com
Orders: nb-customerservice@bio-techne.com
General: novus@novusbio.com

Products Related to NBP2-76421

HAF008	Goat anti-Rabbit IgG Secondary Antibody [HRP]
NB7160	Goat anti-Rabbit IgG (H+L) Secondary Antibody [HRP]
NBP2-24891	Rabbit IgG Isotype Control
210-TA-005	TNF-alpha [Unconjugated]

Limitations

This product is for research use only and is not approved for use in humans or in clinical diagnosis. Primary Antibodies are guaranteed for 1 year from date of receipt.

For more information on our 100% guarantee, please visit www.novusbio.com/guarantee

Earn gift cards/discounts by submitting a review: www.novusbio.com/reviews/submit/NBP2-76421

Earn gift cards/discounts by submitting a publication using this product:
www.novusbio.com/publications

