

Product Datasheet

SETD1A Antibody (BLR024E)

NBP2-76401

Unit Size: 100 ul

Store at 2 - 8 C / 1 year from date of receipt

www.novusbio.com



technical@novusbio.com

Protocols, Publications, Related Products, Reviews, Research Tools and Images at:
www.novusbio.com/NBP2-76401

Updated 1/13/2021 v.20.1

Earn rewards for product
reviews and publications.

Submit a publication at www.novusbio.com/publications

Submit a review at www.novusbio.com/reviews/destination/NBP2-76401



NBP2-76401

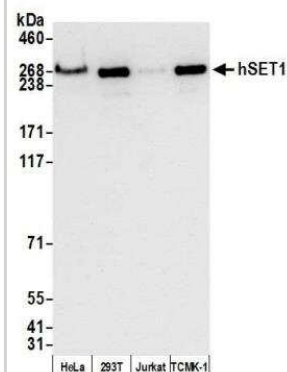
SETD1A Antibody (BLR024E)

Product Information	
Unit Size	100 ul
Concentration	Please see the vial label for concentration. If unlisted please contact technical services.
Storage	Store at 2 - 8 C / 1 year from date of receipt
Clonality	Monoclonal
Clone	BLR024E
Preservative	0.09% Sodium Azide
Isotype	IgG
Purity	Antigen Affinity-purified
Buffer	Borate Buffered Saline (BBS) pH 8.2 with 0.1% BSA
Product Description	
Host	Rabbit
Gene ID	9739
Gene Symbol	SETD1A
Species	Human, Mouse
Immunogen	Immunogen sequence between amino acids 1200 and 1250
Notes	This Product sold under License from Bethyl Laboratories, Inc.
Product Application Details	
Applications	Western Blot, Immunocytochemistry/ Immunofluorescence, Immunohistochemistry, Immunohistochemistry-Paraffin, Immunoprecipitation
Recommended Dilutions	Western Blot 1:1000, Immunohistochemistry 1:25 - 1:250, Immunocytochemistry/ Immunofluorescence 1:25-1:250, Immunoprecipitation 20 ul/mg lysate, Immunohistochemistry-Paraffin
Application Notes	Epitope retrieval with citrate buffer pH 6.0 is recommended for FFPE tissue sections.

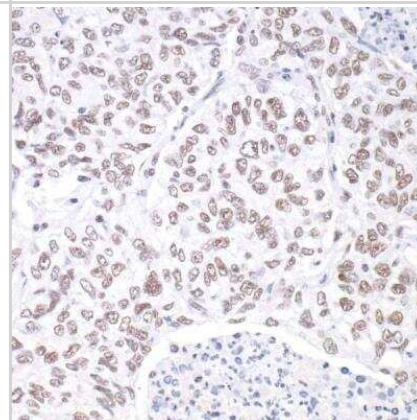


Images

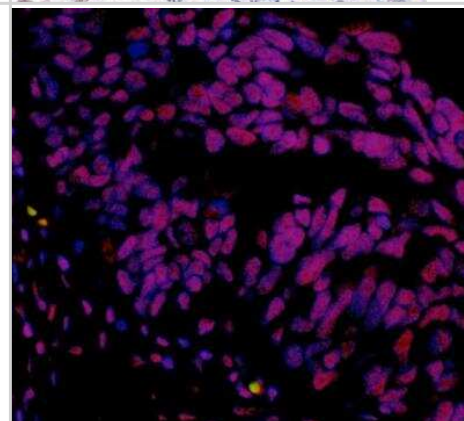
Western Blot: SETD1A Antibody (BLR024E) [NBP2-76401] - Detection of human and mouse hSET1 by WB of HeLa, HEK293T, Jurkat, and TCMK-1 lysate. Antibody: Rabbit anti-hSET1 recombinant monoclonal [BLR024E] (NBP2-76401). Secondary: HRP-conjugated goat anti-rabbit IgG.



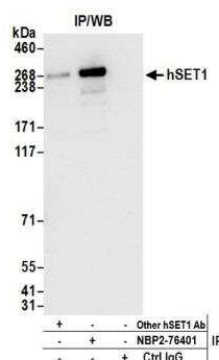
Immunohistochemistry-Paraffin: SETD1A Antibody (BLR024E) [NBP2-76401] - Section of human lung carcinoma. Antibody: Rabbit anti-hSET1 recombinant monoclonal antibody [BLR024E] used at 1:25. Secondary: HRPconjugated goat anti-rabbit IgG. (Substrate: DAB).



Immunofluorescence: SETD1A Antibody (BLR024E) [NBP2-76401] - Detection of human hSET1 (red) in FFPE ovarian carcinoma by IHC-IF. Antibody: Rabbit anti-hSET1 recombinant monoclonal [BLR024E] (NBP2-76401). Secondary: DyLight 594-conjugated goat anti-rabbit IgG. Counterstain: DAPI (blue).



Immunoprecipitation: SETD1A Antibody (BLR024E) [NBP2-76401] - Detection of human hSET1 by WB of immunoprecipitates from HEK293T lysate. Antibodies: Rabbit anti-hSET1 recombinant monoclonal [BLR024E] (NBP2-76401) and another rabbit anti-hSET1 antibody.





Novus Biologicals USA

10730 E. Briarwood Avenue
Centennial, CO 80112
USA
Phone: 303.730.1950
Toll Free: 1.888.506.6887
Fax: 303.730.1966
nb-customerservice@bio-techne.com

Bio-Techne Canada

21 Canmotor Ave
Toronto, ON M8Z 4E6
Canada
Phone: 905.827.6400
Toll Free: 855.668.8722
Fax: 905.827.6402
canada.inquires@bio-techne.com

Bio-Techne Ltd

19 Barton Lane
Abingdon Science Park
Abingdon, OX14 3NB, United Kingdom
Phone: (44) (0) 1235 529449
Free Phone: 0800 37 34 15
Fax: (44) (0) 1235 533420
info.EMEA@bio-techne.com

General Contact Information

www.novusbio.com
Technical Support: nb-technical@bio-techne.com
Orders: nb-customerservice@bio-techne.com
General: novus@novusbio.com

Products Related to NBP2-76401

HAF008	Goat anti-Rabbit IgG Secondary Antibody [HRP]
NB7160	Goat anti-Rabbit IgG (H+L) Secondary Antibody [HRP]
NBP2-24891	Rabbit IgG Isotype Control
NBP2-49281PEP	SETD1A Recombinant Protein Antigen

Limitations

This product is for research use only and is not approved for use in humans or in clinical diagnosis. Primary Antibodies are guaranteed for 1 year from date of receipt.

For more information on our 100% guarantee, please visit www.novusbio.com/guarantee

Earn gift cards/discounts by submitting a review: www.novusbio.com/reviews/submit/NBP2-76401

Earn gift cards/discounts by submitting a publication using this product:
www.novusbio.com/publications

