

Product Datasheet

beta-Actin Antibody (BLR057F) NBP2-76367

Unit Size: 100 ul

Store at 2 - 8 C / 1 year from date of receipt

www.novusbio.com



technical@novusbio.com

Publications: 2

Protocols, Publications, Related Products, Reviews, Research Tools and Images at:
www.novusbio.com/NBP2-76367

Updated 7/28/2024 v.20.1

Earn rewards for product
reviews and publications.

Submit a publication at www.novusbio.com/publications

Submit a review at www.novusbio.com/reviews/destination/NBP2-76367



NBP2-76367

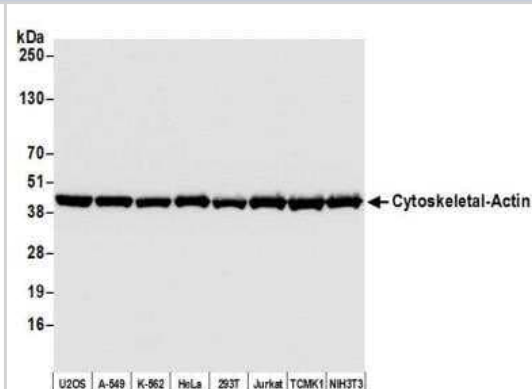
beta-Actin Antibody (BLR057F)

Product Information	
Unit Size	100 ul
Concentration	Please see the vial label for concentration. If unlisted please contact technical services.
Storage	Store at 2 - 8 C / 1 year from date of receipt
Clonality	Monoclonal
Clone	BLR057F
Preservative	0.09% Sodium Azide
Isotype	IgG
Purity	Antigen Affinity-purified
Buffer	Borate Buffered Saline (BBS) pH 8.2 with 0.1% BSA
Target Molecular Weight	42 kDa
Product Description	
Host	Rabbit
Gene ID	60
Gene Symbol	ACTB
Species	Human, Mouse
Immunogen	The immunogen sequence for this recombinant beta-Actin Antibody (BLR057F) falls between amino acids 1 and 50
Notes	This Product sold under License from Bethyl Laboratories, Inc.
Product Application Details	
Applications	Western Blot, Immunocytochemistry/ Immunofluorescence, Immunohistochemistry, Immunohistochemistry-Paraffin
Recommended Dilutions	Western Blot 1:1000, Immunohistochemistry 1:100 - 1:500, Immunocytochemistry/ Immunofluorescence 1:100-1:500, Immunohistochemistry-Paraffin 1:100 - 1:500
Application Notes	Epitope retrieval with citrate buffer pH6.0 is recommended for FFPE cell sections.

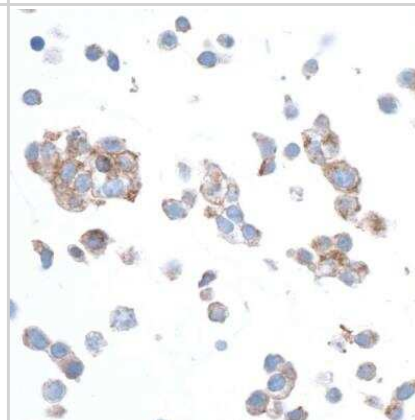


Images

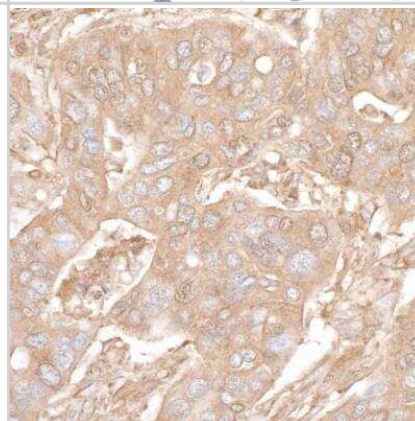
Western Blot: beta-Actin Antibody (BLR057F) [NBP2-76367] - Detection of human and mouse Cytoskeletal Actin by Western Blot of U2OS, A-549, K-562, HeLa, HEK293T, Jurkat, TCMK-1, and NIH 3T3 lysate. Antibody: Rabbit anti-Cytoskeletal Actin recombinant monoclonal [BLR057F] (NBP2-76367). Secondary: HRP-conjugated goat anti-rabbit IgG..



Immunocytochemistry/Immunofluorescence: beta-Actin Antibody (BLR057F) [NBP2-76367] - Detection of human Cytoskeletal Actin in FFPE HeLa cells by immunocytochemistry. Antibody: Rabbit anti-Cytoskeletal Actin recombinant monoclonal [BLR057F] (NBP2-76367). Secondary: HRP-conjugated goat anti-rabbit IgG. Substrate: DAB.



Immunohistochemistry-Paraffin: beta-Actin Antibody (BLR057F) [NBP2-76367] - Detection of human Cytoskeletal Actin in FFPE ovarian carcinoma by immunohistochemistry. Antibody: Rabbit anti-Cytoskeletal Actin recombinant monoclonal [BLR057F] (NBP2-76367). Secondary: HRP-conjugated goat anti-rabbit IgG. Substrate: DAB.



Publications

Huaxing Wang, Zongxiu Zhang, Jarin Hongpaisan PKC ϵ activator protects hippocampal microvascular disruption and memory defect in 3 \times Tg-Alzheimer's disease mice with cerebral microinfarcts *Frontiers in Aging Neuroscience* 2023-12-15 [PMID: 38187357]

Millien G, Wang H, Zhang Z et al. PKC epsilon Activation Restores Loss of PKC epsilon, Manganese Superoxide Dismutase, Vascular Endothelial Growth Factor, and Microvessels in Aged and Alzheimer's Disease Hippocampus *Frontiers in aging neuroscience* 2022-03-01 [PMID: 35299945] (WB, Human)



Novus Biologicals USA

10730 E. Briarwood Avenue
Centennial, CO 80112
USA
Phone: 303.730.1950
Toll Free: 1.888.506.6887
Fax: 303.730.1966
nb-customerservice@bio-techne.com

Bio-Techne Canada

21 Canmotor Ave
Toronto, ON M8Z 4E6
Canada
Phone: 905.827.6400
Toll Free: 855.668.8722
Fax: 905.827.6402
canada.inquires@bio-techne.com

Bio-Techne Ltd

19 Barton Lane
Abingdon Science Park
Abingdon, OX14 3NB, United Kingdom
Phone: (44) (0) 1235 529449
Free Phone: 0800 37 34 15
Fax: (44) (0) 1235 533420
info.EMEA@bio-techne.com

General Contact Information

www.novusbio.com
Technical Support: nb-technical@bio-techne.com
Orders: nb-customerservice@bio-techne.com
General: novus@novusbio.com

Products Related to NBP2-76367

HAF008	Goat anti-Rabbit IgG Secondary Antibody [HRP]
NB7160	Goat anti-Rabbit IgG (H+L) Secondary Antibody [HRP]
NBP2-24891	Rabbit IgG Isotype Control
NB600-503PEP	beta-Actin Antibody Blocking Peptide

Limitations

This product is for research use only and is not approved for use in humans or in clinical diagnosis. Primary Antibodies are guaranteed for 1 year from date of receipt.

For more information on our 100% guarantee, please visit www.novusbio.com/guarantee

Earn gift cards/discounts by submitting a review: www.novusbio.com/reviews/submit/NBP2-76367

Earn gift cards/discounts by submitting a publication using this product:
www.novusbio.com/publications

