

Product Datasheet

CD40/TNFRSF5 Antibody (BLR056F)

NBP2-76366

Unit Size: 100 ul

Store at 2 - 8 C / 1 year from date of receipt

www.novusbio.com



technical@novusbio.com

Protocols, Publications, Related Products, Reviews, Research Tools and Images at:
www.novusbio.com/NBP2-76366

Updated 12/5/2022 v.20.1

Earn rewards for product
reviews and publications.

Submit a publication at www.novusbio.com/publications

Submit a review at www.novusbio.com/reviews/destination/NBP2-76366



NBP2-76366

CD40/TNFRSF5 Antibody (BLR056F)

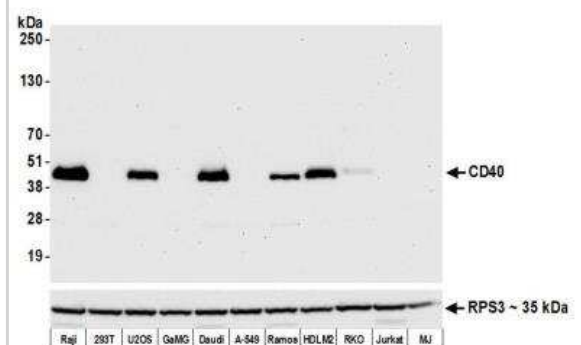
Product Information	
Unit Size	100 ul
Concentration	Please see the vial label for concentration. If unlisted please contact technical services.
Storage	Store at 2 - 8 C / 1 year from date of receipt
Clonality	Monoclonal
Clone	BLR056F
Preservative	0.09% Sodium Azide
Isotype	IgG
Purity	Antigen Affinity-purified
Buffer	Borate Buffered Saline (BBS) pH 8.2 with 0.1% BSA

Product Description	
Host	Rabbit
Gene ID	958
Gene Symbol	CD40
Species	Human
Immunogen	Immunogen sequence between amino acids 227 and 277 (C-Term)
Notes	This Product sold under License from Bethyl Laboratories, Inc.

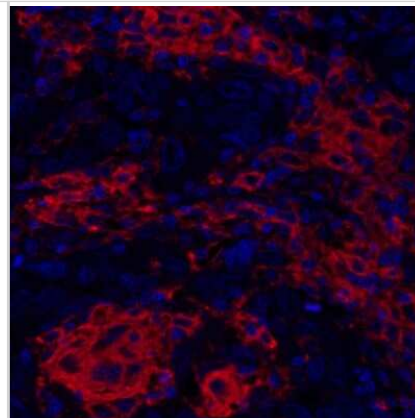
Product Application Details	
Applications	Western Blot, Immunocytochemistry/Immunofluorescence, Immunohistochemistry, Immunohistochemistry-Paraffin, Immunoprecipitation
Recommended Dilutions	Western Blot 1:1000, Immunohistochemistry 1:100 - 1:500, Immunocytochemistry/Immunofluorescence 1:100- 1:500, Immunoprecipitation 5 ul/1 mg lysate, Immunohistochemistry-Paraffin
Application Notes	Epitope retrieval with citrate buffer pH6.0 is recommended for FFPE tissue sections.

Images

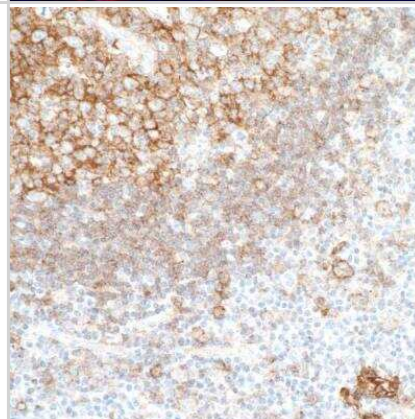
Western Blot: CD40/TNFRSF5 Antibody (BLR056F) [NBP2-76366] - Detection of human CD40 by WB of Raji, HEK293T, U2OS, GaMG, Daudi, A-549, Ramos, HDLM-2, RKO, Jurkat, and MJ lysate. Antibody: Rabbit anti-CD40 recombinant monoclonal [BLR056F] (NBP2-76366). Secondary: HRP-conjugated goat anti-rabbit IgG. Lower Panel: Rabbit anti-RPS3.



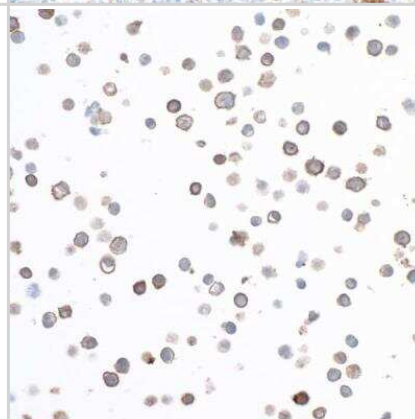
Immunocytochemistry/Immunofluorescence: CD40/TNFRSF5 Antibody (BLR056F) [NBP2-76366] - Detection of human CD40 (red) in FFPE breast carcinoma by IHC-IF. Antibody: Rabbit anti-CD40 recombinant monoclonal [BLR056F] NBP2-76366. Secondary: HRP-conjugated goat anti-rabbit IgG. Substrate: Opal™. Counterstain: DAPI (blue).



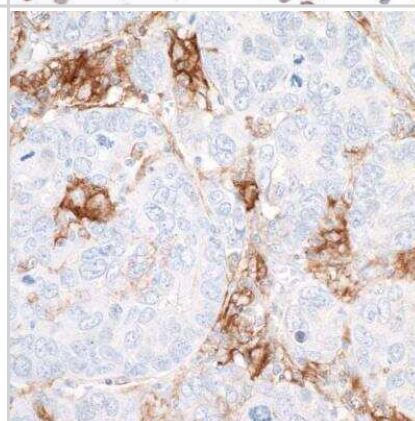
Immunohistochemistry-Paraffin: CD40/TNFRSF5 Antibody (BLR056F) [NBP2-76366] - Detection of human CD40 in FFPE tonsil by IHC. Antibody: Rabbit anti-CD40 recombinant monoclonal [BLR056F] (NBP2-76366). Secondary: HRP-conjugated goat anti-rabbit IgG. Substrate: DAB.



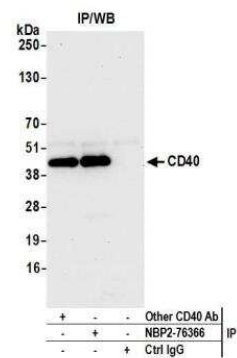
Immunocytochemistry/Immunofluorescence: CD40/TNFRSF5 Antibody (BLR056F) [NBP2-76366] - Detection of human CD40 in FFPE Raji cells by ICC. Antibody: Rabbit anti-CD40 recombinant monoclonal [BLR056F] (NBP2-76366). Secondary: HRP-conjugated goat anti-rabbit IgG. Substrate: DAB.



Immunohistochemistry-Paraffin: CD40/TNFRSF5 Antibody (BLR056F) [NBP2-76366] - Detection of human CD40 in FFPE breast carcinoma by IHC. Antibody: Rabbit anti-CD40 recombinant monoclonal [BLR056F] (NBP2-76366). Secondary: HRP-conjugated goat anti-rabbit IgG. Substrate: DAB.



Immunoprecipitation: CD40/TNFRSF5 Antibody (BLR056F) [NBP2-76366] - Detection of human CD40 by WB of immunoprecipitates from Raji lysate. Antibodies: Rabbit anti-CD40 recombinant monoclonal [BLR056F] (NBP2-76366) and another rabbit anti-CD40 recombinant monoclonal.





Novus Biologicals USA

10730 E. Briarwood Avenue
Centennial, CO 80112
USA
Phone: 303.730.1950
Toll Free: 1.888.506.6887
Fax: 303.730.1966
nb-customerservice@bio-techne.com

Bio-Techne Canada

21 Canmotor Ave
Toronto, ON M8Z 4E6
Canada
Phone: 905.827.6400
Toll Free: 855.668.8722
Fax: 905.827.6402
canada.inquires@bio-techne.com

Bio-Techne Ltd

19 Barton Lane
Abingdon Science Park
Abingdon, OX14 3NB, United Kingdom
Phone: (44) (0) 1235 529449
Free Phone: 0800 37 34 15
Fax: (44) (0) 1235 533420
info.EMEA@bio-techne.com

General Contact Information

www.novusbio.com
Technical Support: nb-technical@bio-techne.com
Orders: nb-customerservice@bio-techne.com
General: novus@novusbio.com

Products Related to NBP2-76366

HAF008	Goat anti-Rabbit IgG Secondary Antibody [HRP]
NB7160	Goat anti-Rabbit IgG (H+L) Secondary Antibody [HRP]
NBP2-24891	Rabbit IgG Isotype Control
NBP2-52199-0.05mg	Recombinant Mouse CD40/TNFRSF5 His Protein

Limitations

This product is for research use only and is not approved for use in humans or in clinical diagnosis. Primary Antibodies are guaranteed for 1 year from date of receipt.

For more information on our 100% guarantee, please visit www.novusbio.com/guarantee

Earn gift cards/discounts by submitting a review: www.novusbio.com/reviews/submit/NBP2-76366

Earn gift cards/discounts by submitting a publication using this product:
www.novusbio.com/publications

