

Product Datasheet

Recombinant Human FGF basic/FGF2/bFGF Animal-Free Protein

NBP2-76304-10ug

Unit Size: 10 ug

Store at -20 to -70C as supplied. After reconstitution, store at 2 to 8C for 1 month and at -20 to -70C for long term storage. Avoid repeated freeze-thaw cycles.

www.novusbio.com



technical@novusbio.com

Protocols, Publications, Related Products, Reviews, Research Tools and Images at:


www.novusbio.com/NBP2-76304

Updated 10/3/2023 v.20.1

Earn rewards for product reviews and publications.

Submit a publication at www.novusbio.com/publications

Submit a review at www.novusbio.com/reviews/destination/NBP2-76304



NBP2-76304-10ug

Recombinant Human FGF basic/FGF2/bFGF Animal-Free Protein

Product Information	
Unit Size	10 ug
Concentration	Lyoph
Storage	Store at -20 to -70C as supplied. After reconstitution, store at 2 to 8C for 1 month and at -20 to -70C for long term storage. Avoid repeated freeze-thaw cycles.
Preservative	No Preservative
Reconstitution Instructions	Sterile water at 0.1 mg/mL. Upon reconstitution, a small amount of visible precipitate can be expected. A 10% overfill has been added to the total material vial to compensate for this loss.
Purity	>95%, by SDS-PAGE
Buffer	Lyophilized from a sterile (0.2 micron) filtered aqueous solution containing 10 mM sodium phosphate, 75 mM sodium chloride, pH 7.5
Target Molecular Weight	17.3 kDa


Product Description	
Description	For prolonged storage, dilute to working aliquots. Expiration Date: 12 months from date of receipt when stored at -20C to -80C as supplied. 1 month when stored at 4C after reconstituting as directed. 3 months when stored at -20C to -80C after reconstituting as directed.
Gene ID	2247
Gene Symbol	FGF2
Species	Human
Specificity/Sensitivity	FGF basic/FGF2 is a monomer, 17.3 kDa (155 aa)
Preparation Method	Protein is derived from genetically modified E. coli.
Details of Functionality	3T3 cell proliferation, $>2 \times 10^5$ units/mg (ED50 acceptance criteria are <5 ng/mL).
Endotoxin Note	Acceptance criteria for endotoxin levels are <1 EUs/ug protein (determined by Kinetic LAL Method).

Product Application Details	
Applications	SDS-Page, Bioactivity
Recommended Dilutions	SDS-Page, Bioactivity
Application Notes	Lot Specific Information: Given endotoxin and ED50 values are acceptance criteria standards. For lot specific values, please contact technical support.

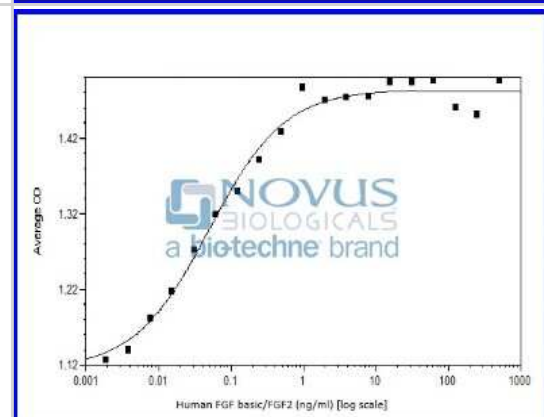


Images

SDS-Page: Recombinant Human FGF basic/FGF2 Animal-Free Protein [NBP2-76304] - 1 ug in each lane (-) non-reducing conditions and (+) reducing conditions in a 4-20% Tris-Glycine gel.



Bioactivity: Recombinant Human FGF basic/FGF2 Animal-Free Protein [NBP2-76304] - FGF basic/FGF2 induced proliferation of 3T3 cells.





Novus Biologicals USA

10730 E. Briarwood Avenue
Centennial, CO 80112
USA
Phone: 303.730.1950
Toll Free: 1.888.506.6887
Fax: 303.730.1966
nb-customerservice@bio-techne.com

Bio-Techne Canada

21 Canmotor Ave
Toronto, ON M8Z 4E6
Canada
Phone: 905.827.6400
Toll Free: 855.668.8722
Fax: 905.827.6402
canada.inquires@bio-techne.com

Bio-Techne Ltd

19 Barton Lane
Abingdon Science Park
Abingdon, OX14 3NB, United Kingdom
Phone: (44) (0) 1235 529449
Free Phone: 0800 37 34 15
Fax: (44) (0) 1235 533420
info.EMEA@bio-techne.com

General Contact Information

www.novusbio.com
Technical Support: nb-technical@bio-techne.com
Orders: nb-customerservice@bio-techne.com
General: novus@novusbio.com

Limitations

This product is for research use only and is not approved for use in humans or in clinical diagnosis. This product is guaranteed for 1 year from date of receipt.

For more information on our 100% guarantee, please visit www.novusbio.com/guarantee

Earn gift cards/discounts by submitting a review: www.novusbio.com/reviews/submit/NBP2-76304

Earn gift cards/discounts by submitting a publication using this product:
www.novusbio.com/publications

