

# Product Datasheet

## Recombinant Porcine Flt-3 Ligand/FLT3L Animal-Free Protein

**NBP2-76295-5ug**

Unit Size: 5 ug

Store at -20 to -70C as supplied. After reconstitution, store at 2 to 8C for 1 month and at -20 to -70C for long term storage. Avoid repeated freeze-thaw cycles.

[www.novusbio.com](http://www.novusbio.com)



[technical@novusbio.com](mailto:technical@novusbio.com)

Protocols, Publications, Related Products, Reviews, Research Tools and Images at:


[www.novusbio.com/NBP2-76295](http://www.novusbio.com/NBP2-76295)

Updated 10/3/2023 v.20.1

Earn rewards for product reviews and publications.

Submit a publication at [www.novusbio.com/publications](http://www.novusbio.com/publications)

Submit a review at [www.novusbio.com/reviews/destination/NBP2-76295](http://www.novusbio.com/reviews/destination/NBP2-76295)



**NBP2-76295-5ug**

Recombinant Porcine Flt-3 Ligand/FLT3L Animal-Free Protein

Product Information	
Unit Size	5 ug
Concentration	Lyoph
Storage	Store at -20 to -70C as supplied. After reconstitution, store at 2 to 8C for 1 month and at -20 to -70C for long term storage. Avoid repeated freeze-thaw cycles.
Preservative	No Preservative
Reconstitution Instructions	Sterile water at 0.1 mg/mL
Purity	>95%, by SDS-PAGE
Buffer	Lyophilized from a sterile (0.2 micron) filtered aqueous solution containing 10 mM sodium phosphate, pH 7.5
Target Molecular Weight	17.3 kDa

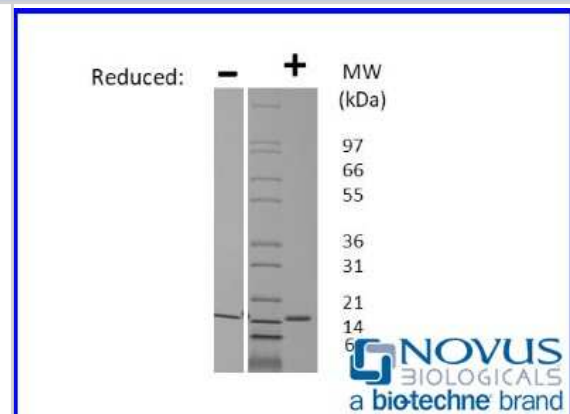
Product Description	
Description	For prolonged storage, dilute to working aliquots.  Expiration Date: 12 months from date of receipt when stored at -20C to -80C as supplied. 1 month when stored at 4C after reconstituting as directed. 3 months when stored at -20C to -80C after reconstituting as directed.
Gene ID	2323
Gene Symbol	FLT3LG
Species	Porcine
Specificity/Sensitivity	Flt-3 Ligand is a monomer, 17.3 kDa (155 aa)
Preparation Method	Protein is derived from genetically modified E. coli.
Details of Functionality	OCI-AML5 cell proliferation, >2.0 x 10 <sup>5</sup> units/mg (ED50 acceptance criteria are <5 ng/mL).
Endotoxin Note	Acceptance criteria for endotoxin levels are <1 EUs/ug protein (determined by Kinetic LAL Method).

Product Application Details	
Applications	SDS-Page, Bioactivity
Recommended Dilutions	SDS-Page, Bioactivity
Application Notes	Lot Specific Information: Given endotoxin and ED50 values are acceptance criteria standards. For lot specific values, please contact technical support.

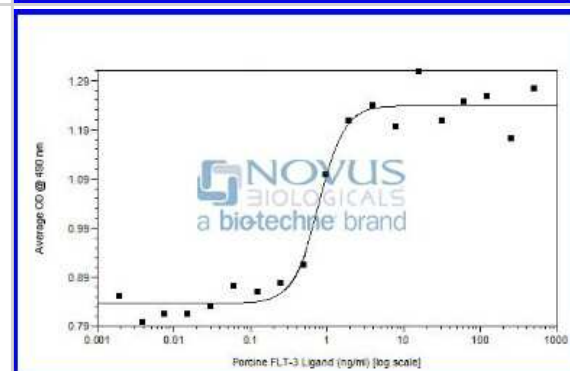


## Images

SDS-Page: Recombinant Porcine Flt-3 Ligand Animal-Free Protein [NBP2-76295] - 1 ug in each lane (-) non-reducing conditions and (+) reducing conditions in a 4-20% Tris-Glycine gel.



Bioactivity: Recombinant Porcine Flt-3 Ligand Animal-Free Protein [NBP2-76295] - Flt-3 Ligand induced proliferation of OCI-AML5 cells.





### **Novus Biologicals USA**

10730 E. Briarwood Avenue  
Centennial, CO 80112  
USA  
Phone: 303.730.1950  
Toll Free: 1.888.506.6887  
Fax: 303.730.1966  
nb-customerservice@bio-techne.com

### **Bio-Techne Canada**

21 Canmotor Ave  
Toronto, ON M8Z 4E6  
Canada  
Phone: 905.827.6400  
Toll Free: 855.668.8722  
Fax: 905.827.6402  
canada.inquires@bio-techne.com

### **Bio-Techne Ltd**

19 Barton Lane  
Abingdon Science Park  
Abingdon, OX14 3NB, United Kingdom  
Phone: (44) (0) 1235 529449  
Free Phone: 0800 37 34 15  
Fax: (44) (0) 1235 533420  
info.EMEA@bio-techne.com

### **General Contact Information**

[www.novusbio.com](http://www.novusbio.com)  
Technical Support: nb-technical@bio-techne.com  
Orders: nb-customerservice@bio-techne.com  
General: novus@novusbio.com

### **Limitations**

This product is for research use only and is not approved for use in humans or in clinical diagnosis. This product is guaranteed for 1 year from date of receipt.

For more information on our 100% guarantee, please visit [www.novusbio.com/guarantee](http://www.novusbio.com/guarantee)

Earn gift cards/discounts by submitting a review: [www.novusbio.com/reviews/submit/NBP2-76295](http://www.novusbio.com/reviews/submit/NBP2-76295)

Earn gift cards/discounts by submitting a publication using this product:  
[www.novusbio.com/publications](http://www.novusbio.com/publications)

