

Product Datasheet

SNF5 Antibody (JB49-18)

NBP2-75669

Unit Size: 100 ul

Store at 4C short term. Aliquot and store at -20C long term. Avoid freeze-thaw cycles.

www.novusbio.com



technical@novusbio.com

Protocols, Publications, Related Products, Reviews, Research Tools and Images at:
www.novusbio.com/NBP2-75669

Updated 1/3/2023 v.20.1

Earn rewards for product
reviews and publications.

Submit a publication at www.novusbio.com/publications

Submit a review at www.novusbio.com/reviews/destination/NBP2-75669



NBP2-75669

SNF5 Antibody (JB49-18)

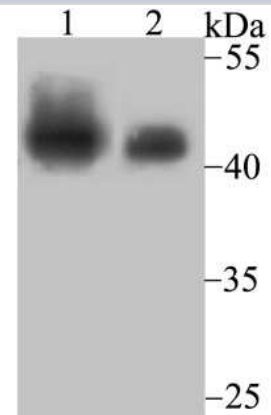
Product Information	
Unit Size	100 ul
Concentration	1 mg/ml
Storage	Store at 4C short term. Aliquot and store at -20C long term. Avoid freeze-thaw cycles.
Clonality	Monoclonal
Clone	JB49-18
Preservative	0.05% Sodium Azide
Isotype	IgG
Purity	Protein A purified
Buffer	TBS (pH7.4), 0.05% BSA, 40% Glycerol
Target Molecular Weight	44 kDa

Product Description	
Host	Rabbit
Gene Symbol	SMARCB1
Species	Human, Mouse, Rat
Immunogen	Synthetic peptide of C terminal Human SNF5. (SwissProt: Q12824 Human; SwissProt: Q9Z0H3 Mouse; SwissProt: Q4KLI0 Rat)

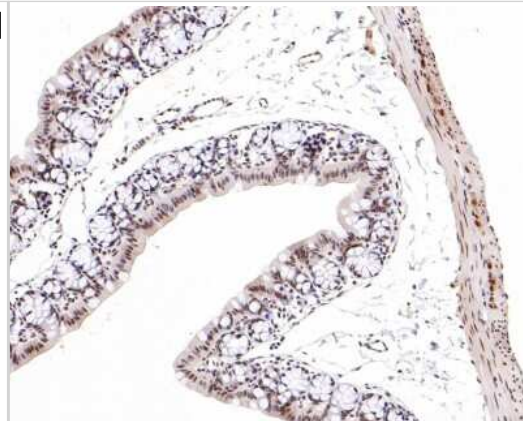
Product Application Details	
Applications	Western Blot, Flow Cytometry, Immunohistochemistry, Immunohistochemistry-Paraffin
Recommended Dilutions	Western Blot 1:500-1:1000, Flow Cytometry 1:50-1:100, Immunohistochemistry, Immunohistochemistry-Paraffin 1:50-1:500

Images

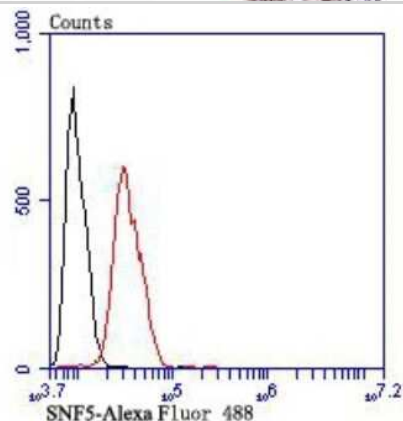
Western Blot: SNF5 Antibody (JB49-18) [NBP2-75669] - Analysis of SNF5 on Daudi cell and mouse lymph node tissue lysates using anti-SNF5 antibody at 1/500 dilution.



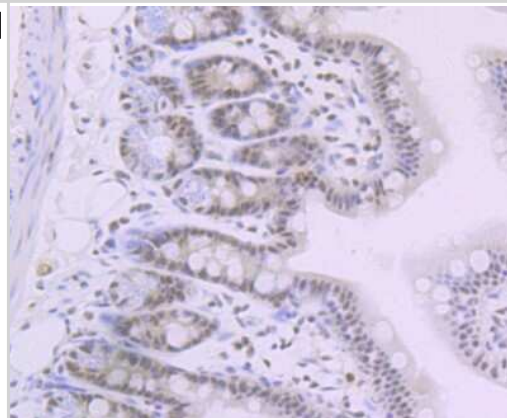
Immunohistochemistry-Paraffin: SNF5 Antibody (JB49-18) [NBP2-75669]
 - Analysis of paraffin-embedded mouse large intestine tissue with Rabbit anti-SNF5 antibody washed with ddH₂O and PBS, and then probed with the primary antibody at 1/500 dilution for 1 hour at room temperature. The detection was performed using an HRP conjugated compact polymer system. DAB was used as the chromogen. Tissues were counterstained with hematoxylin and mounted with DPX.



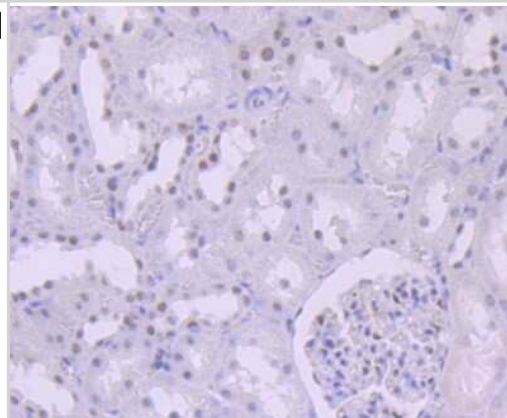
Flow Cytometry: SNF5 Antibody (JB49-18) [NBP2-75669] - Analysis of SH-SY-5Y cells with SNF5 antibody at 1/100 dilution (red) compared with an unlabelled control (cells without incubation with primary antibody; black). Alexa Fluor 488-conjugated goat anti-rabbit IgG was used as the secondary antibody.



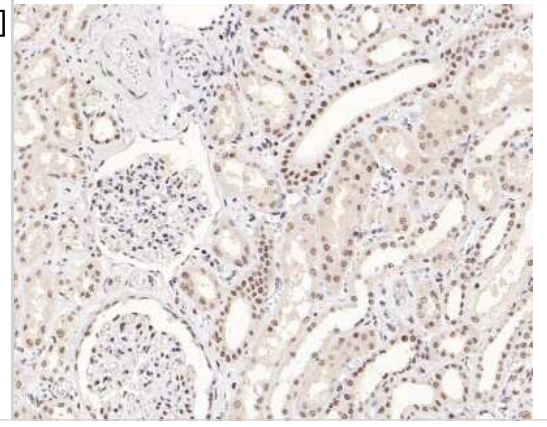
Immunohistochemistry-Paraffin: SNF5 Antibody (JB49-18) [NBP2-75669]
 - Analysis of paraffin-embedded mouse colon tissue using anti-SNF5 antibody. Counter stained with hematoxylin.



Immunohistochemistry-Paraffin: SNF5 Antibody (JB49-18) [NBP2-75669]
 - Analysis of paraffin-embedded rat kidney tissue using anti-SNF5 antibody. Counter stained with hematoxylin.



Immunohistochemistry-Paraffin: SNF5 Antibody (JB49-18) [NBP2-75669]
- Analysis of paraffin-embedded human kidney tissue with Rabbit anti-SNF5 antibody washed with ddH₂O and PBS, and then probed with the primary antibody at 1/200 dilution for 1 hour at room temperature. The detection was performed using an HRP conjugated compact polymer system. DAB was used as the chromogen. Tissues were counterstained with hematoxylin and mounted with DPX.





Novus Biologicals USA

10730 E. Briarwood Avenue
Centennial, CO 80112
USA
Phone: 303.730.1950
Toll Free: 1.888.506.6887
Fax: 303.730.1966
nb-customerservice@bio-techne.com

Bio-Techne Canada

21 Canmotor Ave
Toronto, ON M8Z 4E6
Canada
Phone: 905.827.6400
Toll Free: 855.668.8722
Fax: 905.827.6402
canada.inquires@bio-techne.com

Bio-Techne Ltd

19 Barton Lane
Abingdon Science Park
Abingdon, OX14 3NB, United Kingdom
Phone: (44) (0) 1235 529449
Free Phone: 0800 37 34 15
Fax: (44) (0) 1235 533420
info.EMEA@bio-techne.com

General Contact Information

www.novusbio.com
Technical Support: nb-technical@bio-techne.com
Orders: nb-customerservice@bio-techne.com
General: novus@novusbio.com

Limitations

This product is for research use only and is not approved for use in humans or in clinical diagnosis. Primary Antibodies are guaranteed for 1 year from date of receipt.

For more information on our 100% guarantee, please visit www.novusbio.com/guarantee

Earn gift cards/discounts by submitting a review: www.novusbio.com/reviews/submit/NBP2-75669

Earn gift cards/discounts by submitting a publication using this product:
www.novusbio.com/publications

