

Product Datasheet

PKC gamma Antibody (JG69-32) NBP2-75621

Unit Size: 100 ul

Store at 4C short term. Aliquot and store at -20C long term. Avoid freeze-thaw cycles.

www.novusbio.com



technical@novusbio.com

Protocols, Publications, Related Products, Reviews, Research Tools and Images at:
www.novusbio.com/NBP2-75621

Updated 1/3/2023 v.20.1

Earn rewards for product
reviews and publications.

Submit a publication at www.novusbio.com/publications

Submit a review at www.novusbio.com/reviews/destination/NBP2-75621



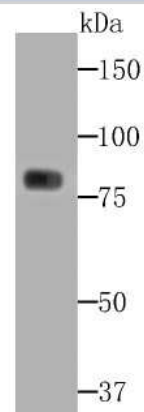
NBP2-75621

PKC gamma Antibody (JG69-32)

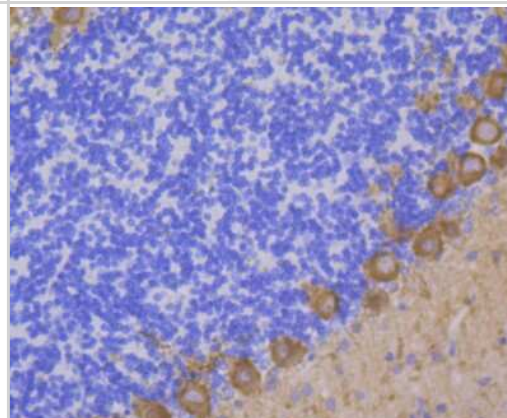
Product Information	
Unit Size	100 ul
Concentration	1 mg/ml
Storage	Store at 4C short term. Aliquot and store at -20C long term. Avoid freeze-thaw cycles.
Clonality	Monoclonal
Clone	JG69-32
Preservative	0.05% Sodium Azide
Isotype	IgG
Purity	Protein A purified
Buffer	TBS (pH7.4), 0.05% BSA, 40% Glycerol
Target Molecular Weight	78 kDa
Product Description	
Host	Rabbit
Gene Symbol	PRKCG
Species	Human, Mouse, Rat
Immunogen	Recombinant protein within Human PKC gamma aa 564-697 / 697. (SwissProt: P05129 Human; SwissProt: P63318 Mouse; SwissProt: P63319 Rat)
Product Application Details	
Applications	Western Blot, Immunohistochemistry, Immunohistochemistry-Paraffin
Recommended Dilutions	Western Blot 1:500-1:2000, Immunohistochemistry, Immunohistochemistry-Paraffin 1:50-1:200

Images

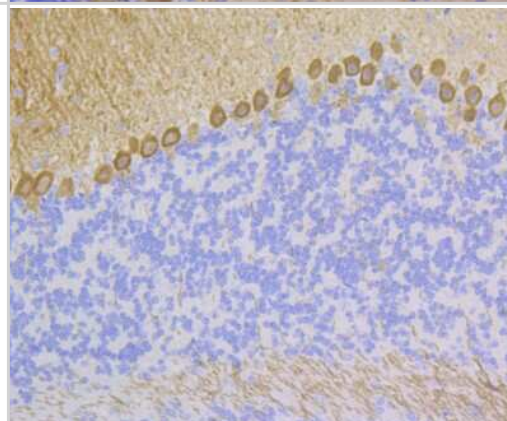
Western Blot: PKC gamma Antibody (JG69-32) [NBP2-75621] - Analysis of PKC gamma on A549 cell lysates using anti-PKC gamma antibody at 1/1,000 dilution.



Immunohistochemistry-Paraffin: PKC gamma Antibody (JG69-32) [NBP2-75621] - Analysis of paraffin-embedded rat cerebellum tissue using anti-PKC gamma antibody. Counter stained with hematoxylin.



Immunohistochemistry-Paraffin: PKC gamma Antibody (JG69-32) [NBP2-75621] - Analysis of paraffin-embedded mouse cerebellum tissue using anti-PKC gamma antibody. Counter stained with hematoxylin.





Novus Biologicals USA

10730 E. Briarwood Avenue
Centennial, CO 80112
USA
Phone: 303.730.1950
Toll Free: 1.888.506.6887
Fax: 303.730.1966
nb-customerservice@bio-techne.com

Bio-Techne Canada

21 Canmotor Ave
Toronto, ON M8Z 4E6
Canada
Phone: 905.827.6400
Toll Free: 855.668.8722
Fax: 905.827.6402
canada.inquires@bio-techne.com

Bio-Techne Ltd

19 Barton Lane
Abingdon Science Park
Abingdon, OX14 3NB, United Kingdom
Phone: (44) (0) 1235 529449
Free Phone: 0800 37 34 15
Fax: (44) (0) 1235 533420
info.EMEA@bio-techne.com

General Contact Information

www.novusbio.com
Technical Support: nb-technical@bio-
techne.com
Orders: nb-customerservice@bio-techne.com
General: novus@novusbio.com

Limitations

This product is for research use only and is not approved for use in humans or in clinical diagnosis. Primary Antibodies are guaranteed for 1 year from date of receipt.

For more information on our 100% guarantee, please visit www.novusbio.com/guarantee

Earn gift cards/discounts by submitting a review: www.novusbio.com/reviews/submit/NBP2-75621

Earn gift cards/discounts by submitting a publication using this product:
www.novusbio.com/publications

