

# Product Datasheet

## OS9 Antibody (JG38-07)

### NBP2-75602

Unit Size: 100 ul

Store at 4C short term. Aliquot and store at -20C long term. Avoid freeze-thaw cycles.

[www.novusbio.com](http://www.novusbio.com)



[technical@novusbio.com](mailto:technical@novusbio.com)

Protocols, Publications, Related Products, Reviews, Research Tools and Images at:  
[www.novusbio.com/NBP2-75602](http://www.novusbio.com/NBP2-75602)

Updated 1/3/2023 v.20.1

Earn rewards for product  
reviews and publications.

Submit a publication at [www.novusbio.com/publications](http://www.novusbio.com/publications)

Submit a review at [www.novusbio.com/reviews/destination/NBP2-75602](http://www.novusbio.com/reviews/destination/NBP2-75602)



**NBP2-75602**

OS9 Antibody (JG38-07)

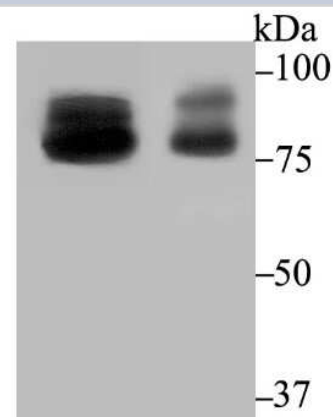
Product Information	
Unit Size	100 ul
Concentration	1 mg/ml
Storage	Store at 4C short term. Aliquot and store at -20C long term. Avoid freeze-thaw cycles.
Clonality	Monoclonal
Clone	JG38-07
Preservative	0.05% Sodium Azide
Isotype	IgG
Purity	Protein A purified
Buffer	TBS (pH7.4), 0.05% BSA, 40% Glycerol
Target Molecular Weight	76 kDa

Product Description	
Host	Rabbit
Gene Symbol	OS9
Species	Human, Mouse, Rat
Immunogen	Recombinant protein within Human OS9 aa 561-667 / 667. (SwissProt: Q13438 Human; SwissProt: Q8K2C7 Mouse; SwissProt: Q5RKH6 Rat)

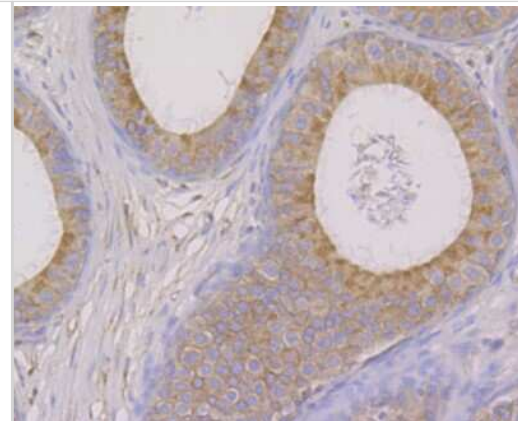
Product Application Details	
Applications	Western Blot, Immunohistochemistry, Immunohistochemistry-Paraffin, Immunoprecipitation
Recommended Dilutions	Western Blot 1:500-1:2000, Immunohistochemistry, Immunoprecipitation 1:10-1:50, Immunohistochemistry-Paraffin 1:50-1:200

**Images**

Western Blot: OS9 Antibody (JG38-07) [NBP2-75602] - Analysis of OS9 on mouse testis and rat testis tissue lysates using anti-OS9 antibody at 1/2,000 dilution.



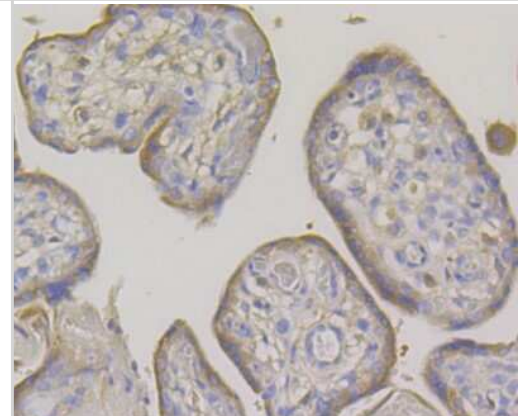
Immunohistochemistry-Paraffin: OS9 Antibody (JG38-07) [NBP2-75602]  
- Analysis of paraffin-embedded rat epididymis tissue using anti-OS9 antibody. Counter stained with hematoxylin.



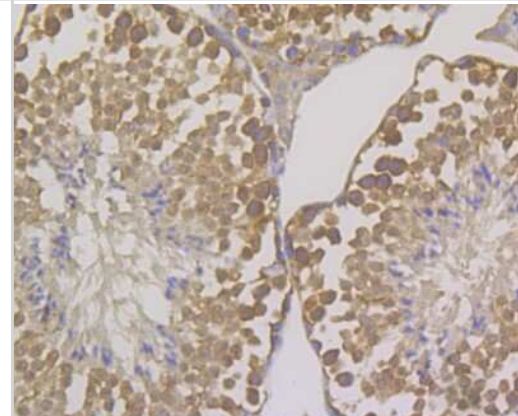
Immunohistochemistry-Paraffin: OS9 Antibody (JG38-07) [NBP2-75602]  
- Analysis of paraffin-embedded human breast cancer tissue using anti-OS9 antibody. Counter stained with hematoxylin.



Immunohistochemistry-Paraffin: OS9 Antibody (JG38-07) [NBP2-75602]  
- Analysis of paraffin-embedded human placenta tissue using anti-OS9 antibody. Counter stained with hematoxylin.



Immunohistochemistry-Paraffin: OS9 Antibody (JG38-07) [NBP2-75602]  
- Analysis of paraffin-embedded mouse testis tissue using anti-OS9 antibody. Counter stained with hematoxylin.





### **Novus Biologicals USA**

10730 E. Briarwood Avenue  
Centennial, CO 80112  
USA  
Phone: 303.730.1950  
Toll Free: 1.888.506.6887  
Fax: 303.730.1966  
nb-customerservice@bio-techne.com

### **Bio-Techne Canada**

21 Canmotor Ave  
Toronto, ON M8Z 4E6  
Canada  
Phone: 905.827.6400  
Toll Free: 855.668.8722  
Fax: 905.827.6402  
canada.inquires@bio-techne.com

### **Bio-Techne Ltd**

19 Barton Lane  
Abingdon Science Park  
Abingdon, OX14 3NB, United Kingdom  
Phone: (44) (0) 1235 529449  
Free Phone: 0800 37 34 15  
Fax: (44) (0) 1235 533420  
info.EMEA@bio-techne.com

### **General Contact Information**

www.novusbio.com  
Technical Support: nb-technical@bio-  
techne.com  
Orders: nb-customerservice@bio-techne.com  
General: novus@novusbio.com

### **Limitations**

This product is for research use only and is not approved for use in humans or in clinical diagnosis. Primary Antibodies are guaranteed for 1 year from date of receipt.

For more information on our 100% guarantee, please visit [www.novusbio.com/guarantee](http://www.novusbio.com/guarantee)

Earn gift cards/discounts by submitting a review: [www.novusbio.com/reviews/submit/NBP2-75602](http://www.novusbio.com/reviews/submit/NBP2-75602)

Earn gift cards/discounts by submitting a publication using this product:  
[www.novusbio.com/publications](http://www.novusbio.com/publications)

