

Product Datasheet

Histone H2AY/macroH2A.1 Antibody (JU22-83) NBP2-75523

Unit Size: 100 ul

Store at 4C short term. Aliquot and store at -20C long term. Avoid freeze-thaw cycles.

www.novusbio.com



technical@novusbio.com

Protocols, Publications, Related Products, Reviews, Research Tools and Images at:
www.novusbio.com/NBP2-75523

Updated 5/28/2024 v.20.1

Earn rewards for product
reviews and publications.

Submit a publication at www.novusbio.com/publications

Submit a review at www.novusbio.com/reviews/destination/NBP2-75523



NBP2-75523

Histone H2AY/macroH2A.1 Antibody (JU22-83)

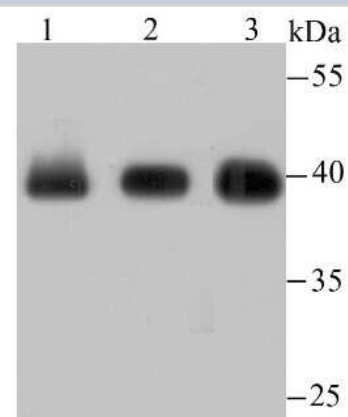
Product Information	
Unit Size	100 ul
Concentration	1 mg/ml
Storage	Store at 4C short term. Aliquot and store at -20C long term. Avoid freeze-thaw cycles.
Clonality	Monoclonal
Clone	JU22-83
Preservative	0.05% Sodium Azide
Isotype	IgG
Purity	Protein A purified
Buffer	TBS (pH7.4), 0.05% BSA, 40% Glycerol
Target Molecular Weight	40 kDa

Product Description	
Host	Rabbit
Gene ID	9555
Gene Symbol	H2AFY
Species	Human, Mouse, Rat
Immunogen	Synthetic peptide within Human Histone H2AY/macroH2A.1 aa 232-281 / 372. (SwissProt: O75367 Human; SwissProt: Q9QZQ8 Mouse)

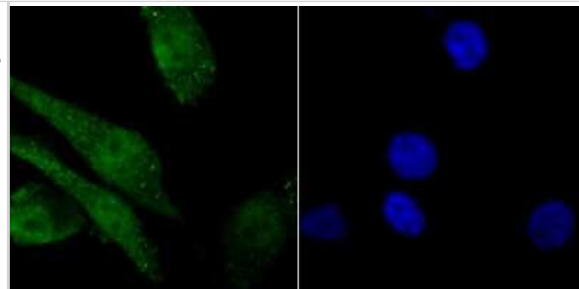
Product Application Details	
Applications	Western Blot, Immunohistochemistry-Paraffin, Immunocytochemistry/Immunofluorescence, Immunohistochemistry
Recommended Dilutions	Western Blot 1:500-1:2000, Immunohistochemistry, Immunocytochemistry/Immunofluorescence 1:50-1:200, Immunohistochemistry-Paraffin 1:50-1:200

Images

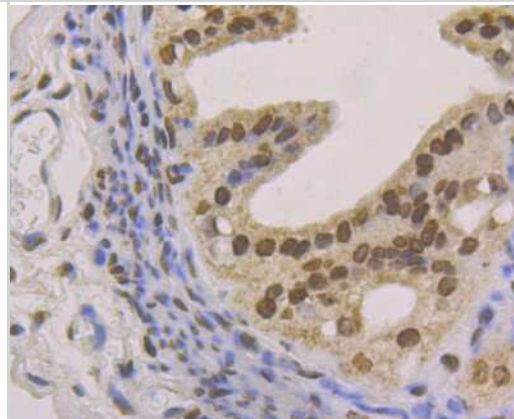
Western Blot: Histone H2AY/macroH2A.1 Antibody (JU22-83) [NBP2-75523] - Analysis of macroH2A.1 on different lysates using anti-macroH2A.1 antibody at 1/500 dilution. Positive control: Lane 1: HeLa Lane 2: Mouse placenta tissue Lane 3: MCF-7



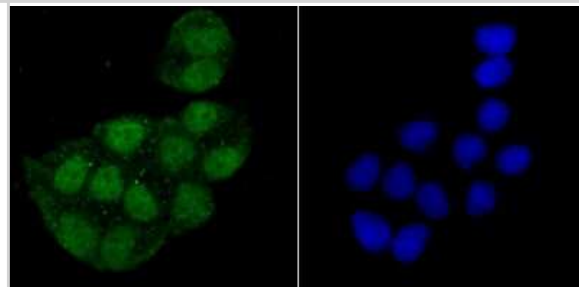
Immunocytochemistry/Immunofluorescence: Histone H2AY/macroH2A.1 Antibody (JU22-83) [NBP2-75523] - Staining macroH2A.1 in PC-3M cells (green). The nuclear counter stain is DAPI (blue). Cells were fixed in paraformaldehyde, permeabilised with 0.25% Triton X100/PBS.



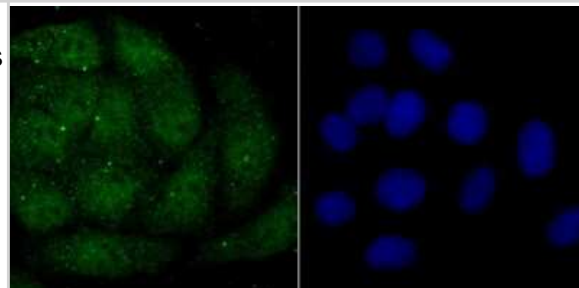
Immunohistochemistry-Paraffin: Histone H2AY/macroH2A.1 Antibody (JU22-83) [NBP2-75523] - Analysis of paraffin-embedded mouse fallopian tube tissue using anti-macroH2A.1 antibody. Counter stained with hematoxylin.



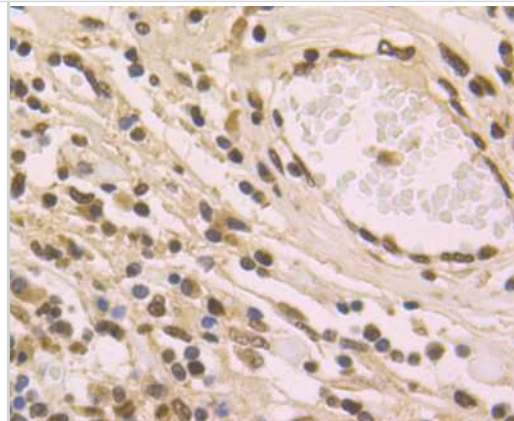
Immunocytochemistry/Immunofluorescence: Histone H2AY/macroH2A.1 Antibody (JU22-83) [NBP2-75523] - Staining macroH2A.1 in Hela cells (green). The nuclear counter stain is DAPI (blue). Cells were fixed in paraformaldehyde, permeabilised with 0.25% Triton X100/PBS.



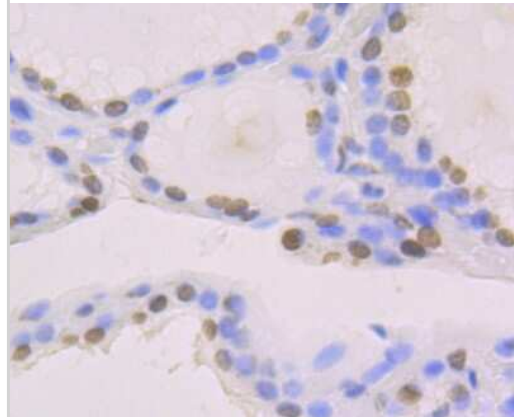
Immunocytochemistry/Immunofluorescence: Histone H2AY/macroH2A.1 Antibody (JU22-83) [NBP2-75523] - Staining macroH2A.1 in HepG2 cells (green). The nuclear counter stain is DAPI (blue). Cells were fixed in paraformaldehyde, permeabilised with 0.25% Triton X100/PBS.



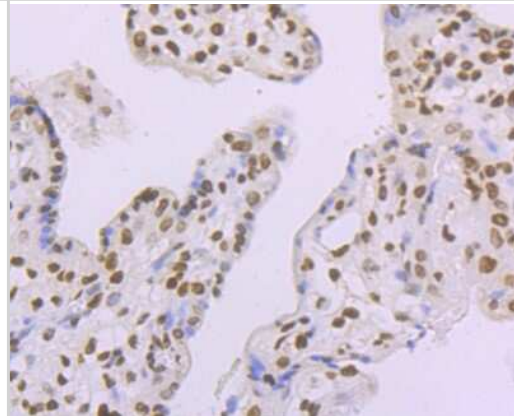
Immunohistochemistry-Paraffin: Histone H2AY/macroH2A.1 Antibody (JU22-83) [NBP2-75523] - Analysis of paraffin-embedded human lung cancer tissue using anti-macroH2A.1 antibody. Counter stained with hematoxylin.



Immunohistochemistry-Paraffin: Histone H2AY/macroH2A.1 Antibody (JU22-83) [NBP2-75523] - Analysis of paraffin-embedded human thyroid gland tissue using anti-macroH2A.1 antibody. Counter stained with hematoxylin.



Immunohistochemistry-Paraffin: Histone H2AY/macroH2A.1 Antibody (JU22-83) [NBP2-75523] - Analysis of paraffin-embedded human placenta tissue using anti-macroH2A.1 antibody. Counter stained with hematoxylin.





Novus Biologicals USA

10730 E. Briarwood Avenue
Centennial, CO 80112
USA
Phone: 303.730.1950
Toll Free: 1.888.506.6887
Fax: 303.730.1966
nb-customerservice@bio-techne.com

Bio-Techne Canada

21 Canmotor Ave
Toronto, ON M8Z 4E6
Canada
Phone: 905.827.6400
Toll Free: 855.668.8722
Fax: 905.827.6402
canada.inquires@bio-techne.com

Bio-Techne Ltd

19 Barton Lane
Abingdon Science Park
Abingdon, OX14 3NB, United Kingdom
Phone: (44) (0) 1235 529449
Free Phone: 0800 37 34 15
Fax: (44) (0) 1235 533420
info.EMEA@bio-techne.com

General Contact Information

www.novusbio.com
Technical Support: nb-technical@bio-techne.com
Orders: nb-customerservice@bio-techne.com
General: novus@novusbio.com

Limitations

This product is for research use only and is not approved for use in humans or in clinical diagnosis. Primary Antibodies are guaranteed for 1 year from date of receipt.

For more information on our 100% guarantee, please visit www.novusbio.com/guarantee

Earn gift cards/discounts by submitting a review: www.novusbio.com/reviews/submit/NBP2-75523

Earn gift cards/discounts by submitting a publication using this product:
www.novusbio.com/publications

