

Product Datasheet

GOLPH3 Antibody NBP2-75515

Unit Size: 100 ul

Store at 4C short term. Aliquot and store at -20C long term. Avoid freeze-thaw cycles.

www.novusbio.com



technical@novusbio.com

Protocols, Publications, Related Products, Reviews, Research Tools and Images at:
www.novusbio.com/NBP2-75515

Updated 9/9/2025 v.20.1

Earn rewards for product
reviews and publications.

Submit a publication at www.novusbio.com/publications

Submit a review at www.novusbio.com/reviews/destination/NBP2-75515



NBP2-75515**GOLPH3 Antibody****Product Information**

Unit Size	100 ul
Concentration	1 mg/ml
Storage	Store at 4C short term. Aliquot and store at -20C long term. Avoid freeze-thaw cycles.
Clonality	Polyclonal
Preservative	0.05% Sodium Azide
Isotype	IgG
Purity	Protein A purified
Buffer	PBS (pH7.4), 0.2% BSA, 50% Glycerol
Target Molecular Weight	34 kDa

Product Description

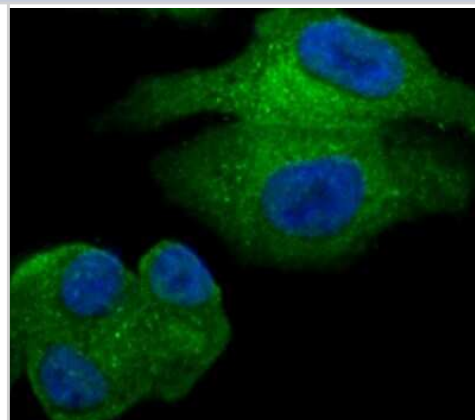
Description	Novus Biologicals Rabbit GOLPH3 Antibody (NBP2-75515) is a polyclonal antibody validated for use in IHC, WB, Flow and ICC/IF. All Novus Biologicals antibodies are covered by our 100% guarantee.
Host	Rabbit
Gene ID	64083
Gene Symbol	GOLPH3
Species	Human, Mouse, Rat
Immunogen	Recombinant protein within C-terminal human GOLPH3. (SwissProt: Q9H4A6 Human; SwissProt: Q9CRA5 Mouse; SwissProt: Q9ERE4 Rat)

Product Application Details

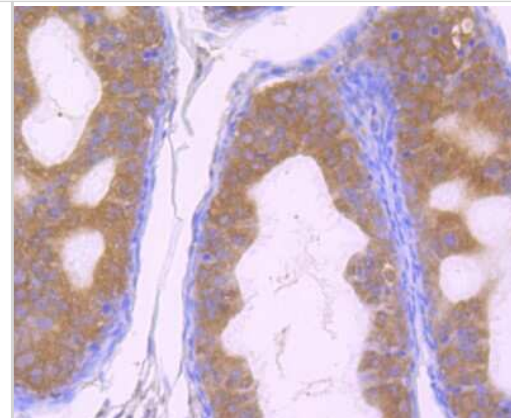
Applications	Western Blot, Immunohistochemistry-Paraffin, Flow Cytometry, Immunocytochemistry/ Immunofluorescence
Recommended Dilutions	Western Blot 1:500, Flow Cytometry 1:50-1:100, Immunocytochemistry/ Immunofluorescence 1:50-1:200, Immunohistochemistry-Paraffin 1:50-1:200

Images

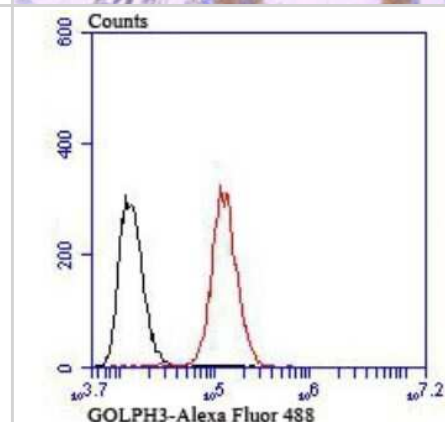
Immunocytochemistry/Immunofluorescence: GOLPH3 Antibody [NBP2-75515] - Staining GOLPH3 in SK-Br-3 cells (green). The nuclear counter stain is DAPI (blue). Cells were fixed in paraformaldehyde, permeabilised with 0.25% Triton X100/PBS.



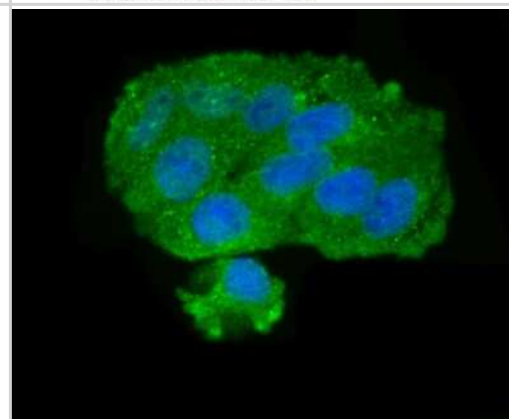
Immunohistochemistry-Paraffin: GOLPH3 Antibody [NBP2-75515] - Analysis of paraffin-embedded rat epididymis tissue using anti-GOLPH3 antibody. Counter stained with hematoxylin.



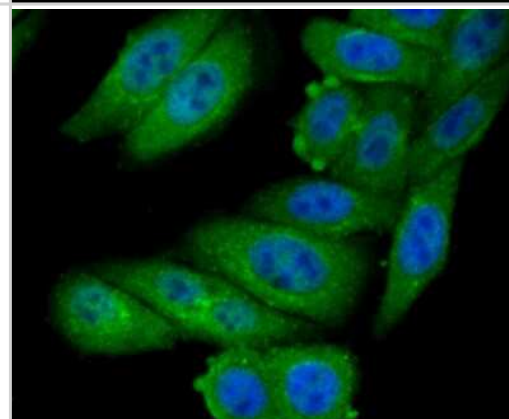
Flow Cytometry: GOLPH3 Antibody [NBP2-75515] - Analysis of Hela cells with GOLPH3 antibody at 1/100 dilution (green) compared with an unlabelled control (cells without incubation with primary antibody; red).



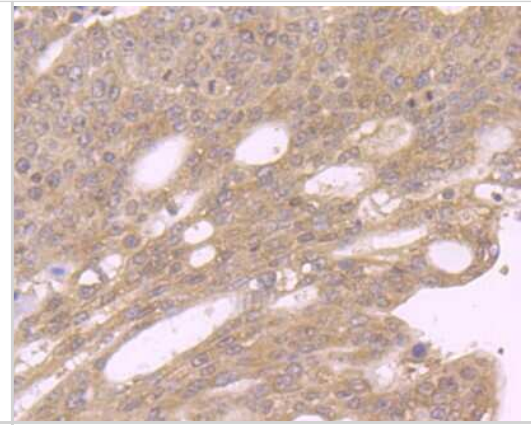
Immunocytochemistry/Immunofluorescence: GOLPH3 Antibody [NBP2-75515] - Staining GOLPH3 in Hela cells (green). The nuclear counter stain is DAPI (blue). Cells were fixed in paraformaldehyde, permeabilised with 0.25% Triton X100/PBS.



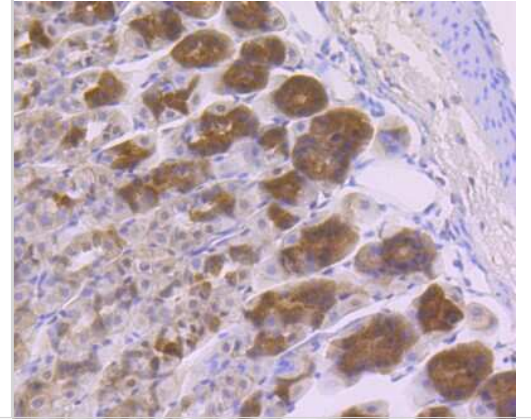
Immunocytochemistry/Immunofluorescence: GOLPH3 Antibody [NBP2-75515] - Staining GOLPH3 in HepG2 cells (green). The nuclear counter stain is DAPI (blue). Cells were fixed in paraformaldehyde, permeabilised with 0.25% Triton X100/PBS.



Immunohistochemistry-Paraffin: GOLPH3 Antibody [NBP2-75515] - Analysis of paraffin-embedded human stomach cancer tissue using anti-GOLPH3 antibody. Counter stained with hematoxylin.



Immunohistochemistry-Paraffin: GOLPH3 Antibody [NBP2-75515] - Analysis of paraffin-embedded mouse stomach tissue using anti-GOLPH3 antibody. Counter stained with hematoxylin.





Novus Biologicals USA

10730 E. Briarwood Avenue
Centennial, CO 80112
USA
Phone: 303.730.1950
Toll Free: 1.888.506.6887
Fax: 303.730.1966
nb-customerservice@bio-techne.com

Bio-Techne Canada

21 Canmotor Ave
Toronto, ON M8Z 4E6
Canada
Phone: 905.827.6400
Toll Free: 855.668.8722
Fax: 905.827.6402
canada.inquires@bio-techne.com

Bio-Techne Ltd

19 Barton Lane
Abingdon Science Park
Abingdon, OX14 3NB, United Kingdom
Phone: (44) (0) 1235 529449
Free Phone: 0800 37 34 15
Fax: (44) (0) 1235 533420
info.EMEA@bio-techne.com

General Contact Information

www.novusbio.com
Technical Support: nb-technical@bio-
techne.com
Orders: nb-customerservice@bio-techne.com
General: novus@novusbio.com

Products Related to NBP2-75515

HAF008	Goat anti-Rabbit IgG Secondary Antibody [HRP]
NB7160	Goat anti-Rabbit IgG (H+L) Secondary Antibody [HRP]
NBP2-24891	Rabbit IgG Isotype Control
H00064083-P01-10ug	Recombinant Human GOLPH3 GST (N-Term) Protein

Limitations

This product is for research use only and is not approved for use in humans or in clinical diagnosis. Primary Antibodies are guaranteed for 1 year from date of receipt.

For more information on our 100% guarantee, please visit www.novusbio.com/guarantee

Earn gift cards/discounts by submitting a review: www.novusbio.com/reviews/submit/NBP2-75515

Earn gift cards/discounts by submitting a publication using this product:
www.novusbio.com/publications

