

# Product Datasheet

## FKBP51/FKBP5 Antibody (JB95-39) NBP2-75490

Unit Size: 100 ul

Store at 4C short term. Aliquot and store at -20C long term. Avoid freeze-thaw cycles.

[www.novusbio.com](http://www.novusbio.com)



[technical@novusbio.com](mailto:technical@novusbio.com)

Protocols, Publications, Related Products, Reviews, Research Tools and Images at:  
[www.novusbio.com/NBP2-75490](http://www.novusbio.com/NBP2-75490)

Updated 1/3/2023 v.20.1

Earn rewards for product  
reviews and publications.

Submit a publication at [www.novusbio.com/publications](http://www.novusbio.com/publications)

Submit a review at [www.novusbio.com/reviews/destination/NBP2-75490](http://www.novusbio.com/reviews/destination/NBP2-75490)



**NBP2-75490**

FKBP51/FKBP5 Antibody (JB95-39)

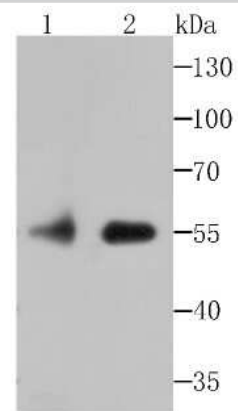
| Product Information     |  |
|-------------------------|--|
| Unit Size               | 100 ul   |
| Concentration           | 1 mg/ml  |
| Storage                 | Store at 4C short term. Aliquot and store at -20C long term. Avoid freeze-thaw cycles. |
| Clonality               | Monoclonal   |
| Clone                   | JB95-39  |
| Preservative            | 0.05% Sodium Azide   |
| Isotype                 | IgG  |
| Purity                  | Protein A purified   |
| Buffer                  | TBS (pH7.4), 0.05% BSA, 40% Glycerol   |
| Target Molecular Weight | 51 kDa   |

| Product Description |  |
|---------------------|--|
| Host                | Rabbit   |
| Gene Symbol         | FKBP5  |
| Species             | Human, Rat   |
| Immunogen           | Synthetic peptide within human FKBP51/FKBP5 aa 400-440. (SwissProt: Q13451 Human; SwissProt: Q5U2T9 Rat) |

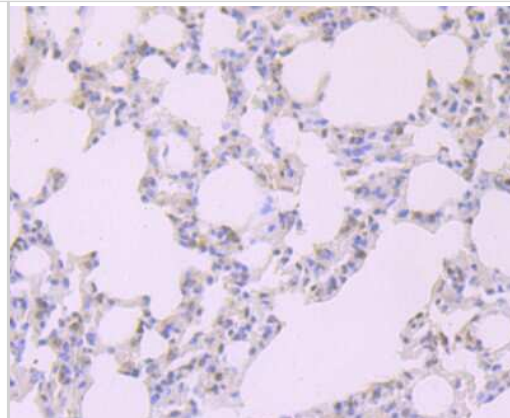
| Product Application Details |   |
|-----------------------------|---|
| Applications                | Western Blot, Flow Cytometry, Immunohistochemistry-Paraffin, Immunoprecipitation                                    |
| Recommended Dilutions       | Western Blot 1:500-1:1000, Flow Cytometry 1:50-1:100, Immunoprecipitation, Immunohistochemistry-Paraffin 1:50-1:200 |

**Images**

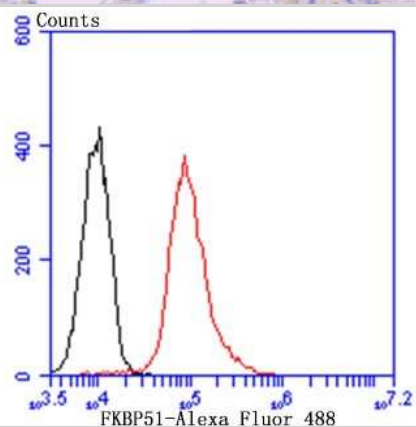
Western Blot: FKBP51/FKBP5 Antibody (JB95-39) [NBP2-75490] - Analysis of FKBP51 on rat kidney tissue and Daudi cell lysate using anti-FKBP51 antibody at 1/500 dilution.



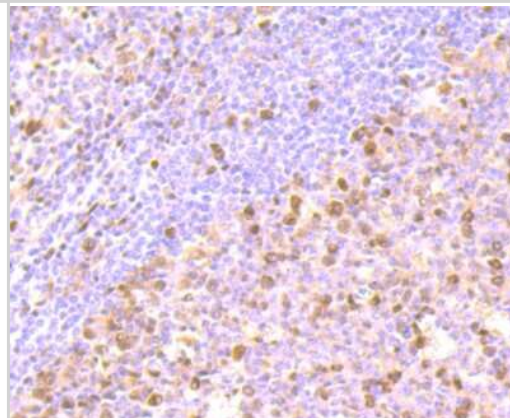
Immunohistochemistry-Paraffin: FKBP51/FKBP5 Antibody (JB95-39) [NBP2-75490] - Analysis of paraffin-embedded rat lung tissue using anti-FKBP51 antibody. Counter stained with hematoxylin.



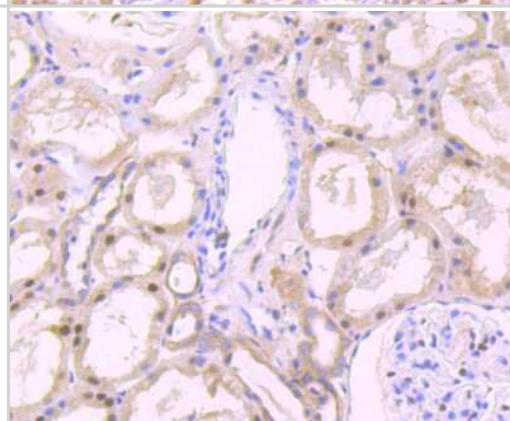
Flow Cytometry: FKBP51/FKBP5 Antibody (JB95-39) [NBP2-75490] - Analysis of Daudi cells with FKBP51 antibody at 1/100 dilution (red) compared with an unlabelled control (cells without incubation with primary antibody; black). Alexa Fluor 488-conjugated goat anti rabbit IgG was used as the secondary antibody.



Immunohistochemistry-Paraffin: FKBP51/FKBP5 Antibody (JB95-39) [NBP2-75490] - Analysis of paraffin-embedded human tonsil tissue using anti-FKBP51 antibody. Counter stained with hematoxylin.



Immunohistochemistry-Paraffin: FKBP51/FKBP5 Antibody (JB95-39) [NBP2-75490] - Analysis of paraffin-embedded human kidney tissue using anti-FKBP51 antibody. Counter stained with hematoxylin.





### **Novus Biologicals USA**

10730 E. Briarwood Avenue  
Centennial, CO 80112  
USA  
Phone: 303.730.1950  
Toll Free: 1.888.506.6887  
Fax: 303.730.1966  
nb-customerservice@bio-techne.com

### **Bio-Techne Canada**

21 Canmotor Ave  
Toronto, ON M8Z 4E6  
Canada  
Phone: 905.827.6400  
Toll Free: 855.668.8722  
Fax: 905.827.6402  
canada.inquires@bio-techne.com

### **Bio-Techne Ltd**

19 Barton Lane  
Abingdon Science Park  
Abingdon, OX14 3NB, United Kingdom  
Phone: (44) (0) 1235 529449  
Free Phone: 0800 37 34 15  
Fax: (44) (0) 1235 533420  
info.EMEA@bio-techne.com

### **General Contact Information**

www.novusbio.com  
Technical Support: nb-technical@bio-techne.com  
Orders: nb-customerservice@bio-techne.com  
General: novus@novusbio.com

### **Limitations**

This product is for research use only and is not approved for use in humans or in clinical diagnosis. Primary Antibodies are guaranteed for 1 year from date of receipt.

For more information on our 100% guarantee, please visit [www.novusbio.com/guarantee](http://www.novusbio.com/guarantee)

Earn gift cards/discounts by submitting a review: [www.novusbio.com/reviews/submit/NBP2-75490](http://www.novusbio.com/reviews/submit/NBP2-75490)

Earn gift cards/discounts by submitting a publication using this product:  
[www.novusbio.com/publications](http://www.novusbio.com/publications)

