

Product Datasheet

FABP3/H-FABP Antibody (JU73-03) NBP2-75485

Unit Size: 100 ul

Store at 4C short term. Aliquot and store at -20C long term. Avoid freeze-thaw cycles.

www.novusbio.com



technical@novusbio.com

Reviews: 1

Protocols, Publications, Related Products, Reviews, Research Tools and Images at:
www.novusbio.com/NBP2-75485

Updated 1/3/2023 v.20.1

Earn rewards for product
reviews and publications.

Submit a publication at www.novusbio.com/publications

Submit a review at www.novusbio.com/reviews/destination/NBP2-75485




NBP2-75485

FABP3/H-FABP Antibody (JU73-03)

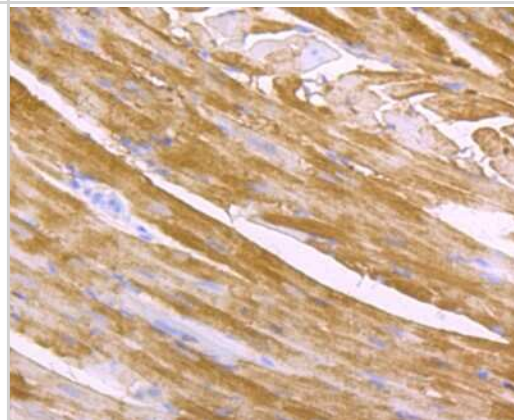
Product Information	
Unit Size	100 ul
Concentration	1 mg/ml
Storage	Store at 4C short term. Aliquot and store at -20C long term. Avoid freeze-thaw cycles.
Clonality	Monoclonal
Clone	JU73-03
Preservative	0.05% Sodium Azide
Isotype	IgG
Purity	Protein A purified
Buffer	TBS (pH7.4), 0.05% BSA, 40% Glycerol
Target Molecular Weight	15 kDa
Product Description	
Host	Rabbit
Gene Symbol	FABP3
Species	Human, Mouse, Rat
Immunogen	Synthetic peptide within Human FABP3/H-FABP aa 1-50 / 133. (SwissProt: P11404 Mouse; SwissProt: P07483 Rat)
Product Application Details	
Applications	Western Blot, Immunohistochemistry, Immunohistochemistry-Frozen, Immunohistochemistry-Paraffin
Recommended Dilutions	Western Blot 1:500, Immunohistochemistry, Immunohistochemistry-Paraffin 1:50-1:200, Immunohistochemistry-Frozen
Application Notes	This FABP3/H-FABP Antibody (JU73-03) is validated for IHC-Fr from a verified customer review.

Images

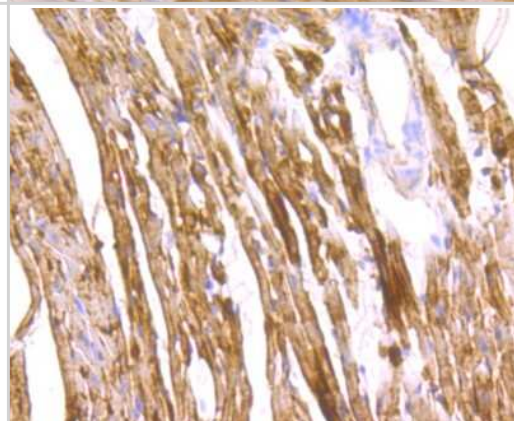
Western Blot: FABP3/H-FABP Antibody (JU73-03) [NBP2-75485] - Analysis of Cardiac FABP3 on rat heart tissue lysate using anti-cardiac FABP3 antibody at 1:500 dilution.



Immunohistochemistry-Paraffin: FABP3/H-FABP Antibody (JU73-03) [NBP2-75485] - Analysis of paraffin-embedded rat heart tissue using anti- Cardiac FABP3 antibody. Counter stained with hematoxylin.



Immunohistochemistry-Paraffin: FABP3/H-FABP Antibody (JU73-03) [NBP2-75485] - Analysis of paraffin-embedded mouse heart tissue using anti- Cardiac FABP3 antibody. Counter stained with hematoxylin.





Novus Biologicals USA

10730 E. Briarwood Avenue
Centennial, CO 80112
USA
Phone: 303.730.1950
Toll Free: 1.888.506.6887
Fax: 303.730.1966
nb-customerservice@bio-techne.com

Bio-Techne Canada

21 Canmotor Ave
Toronto, ON M8Z 4E6
Canada
Phone: 905.827.6400
Toll Free: 855.668.8722
Fax: 905.827.6402
canada.inquires@bio-techne.com

Bio-Techne Ltd

19 Barton Lane
Abingdon Science Park
Abingdon, OX14 3NB, United Kingdom
Phone: (44) (0) 1235 529449
Free Phone: 0800 37 34 15
Fax: (44) (0) 1235 533420
info.EMEA@bio-techne.com

General Contact Information

www.novusbio.com
Technical Support: nb-technical@bio-
techne.com
Orders: nb-customerservice@bio-techne.com
General: novus@novusbio.com

Limitations

This product is for research use only and is not approved for use in humans or in clinical diagnosis. Primary Antibodies are guaranteed for 1 year from date of receipt.

For more information on our 100% guarantee, please visit www.novusbio.com/guarantee

Earn gift cards/discounts by submitting a review: www.novusbio.com/reviews/submit/NBP2-75485

Earn gift cards/discounts by submitting a publication using this product:
www.novusbio.com/publications

