

Product Datasheet

Desmoglein-1 Antibody (JB19-46) NBP2-75468

Unit Size: 100 ul

Store at 4C short term. Aliquot and store at -20C long term. Avoid freeze-thaw cycles.

www.novusbio.com



technical@novusbio.com

Reviews: 1

Protocols, Publications, Related Products, Reviews, Research Tools and Images at:
www.novusbio.com/NBP2-75468

Updated 7/24/2023 v.20.1

Earn rewards for product
reviews and publications.

Submit a publication at www.novusbio.com/publications

Submit a review at www.novusbio.com/reviews/destination/NBP2-75468



NBP2-75468

Desmoglein-1 Antibody (JB19-46)

Product Information

Unit Size	100 ul
Concentration	1 mg/ml
Storage	Store at 4C short term. Aliquot and store at -20C long term. Avoid freeze-thaw cycles.
Clonality	Monoclonal
Clone	JB19-46
Preservative	0.05% Sodium Azide
Isotype	IgG
Purity	Protein A purified
Buffer	TBS (pH7.4), 0.05% BSA, 40% Glycerol
Target Molecular Weight	114 kDa

Product Description

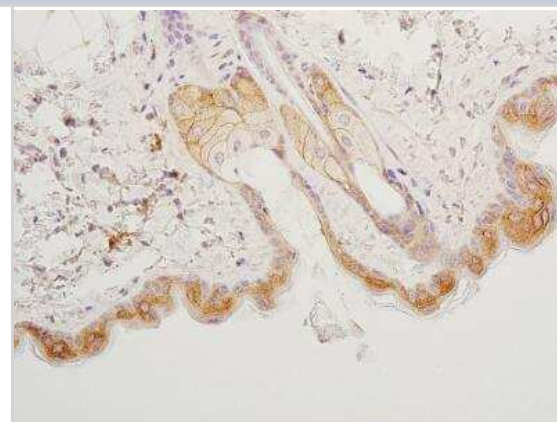
Host	Rabbit
Gene Symbol	DSG1
Species	Human, Mouse
Immunogen	Synthetic peptide within Human Desmoglein-1 aa 1,000-1,049 / 1,049. (SwissProt: Q02413 Human; SwissProt: Q61495 Mouse)

Product Application Details

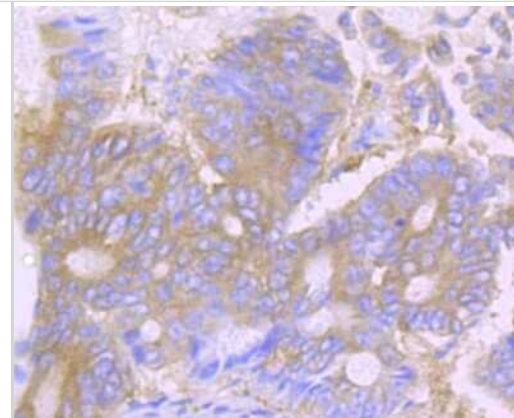
Applications	Western Blot, Immunohistochemistry, Immunohistochemistry-Paraffin
Recommended Dilutions	Western Blot 1:500, Immunohistochemistry, Immunohistochemistry-Paraffin 1:50 -1:200

Images

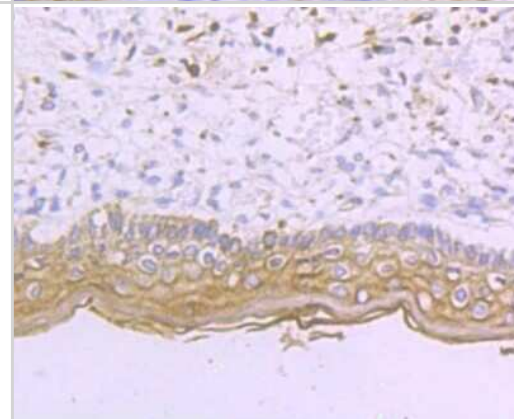
Immunohistochemistry-Paraffin: Desmoglein-1 Antibody (JB19-46) [NBP2-75468] - Analysis of Desmoglein-1 antibody (JB19-46) on FFPE mouse skin tissue. Sections were retrieved in a pressure cooker with Tris-EDTA buffer. The antibody was applied for 30 min at RT at a concentration of .5 ug/ml. The antibody was detected with an anti-rabbit polymer and visualized with DAB. Image from verified customer review.



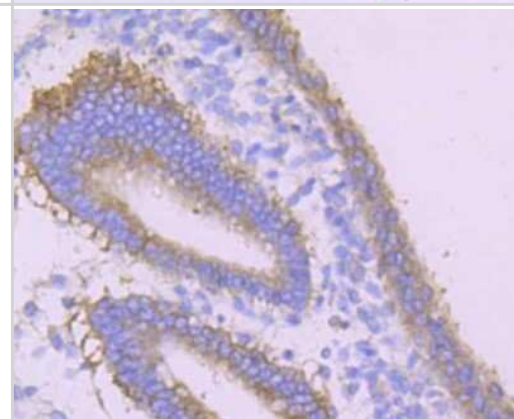
Immunohistochemistry-Paraffin: Desmoglein-1 Antibody (JB19-46) [NBP2-75468] - Analysis of paraffin-embedded human colon cancer tissue using anti-DSG1 antibody. Counter stained with hematoxylin.



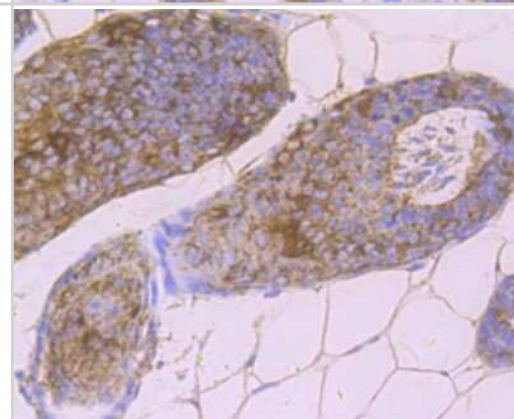
Immunohistochemistry-Paraffin: Desmoglein-1 Antibody (JB19-46) [NBP2-75468] - Analysis of paraffin-embedded human skin tissue using anti-DSG1 antibody. Counter stained with hematoxylin.



Immunohistochemistry-Paraffin: Desmoglein-1 Antibody (JB19-46) [NBP2-75468] - Analysis of paraffin-embedded human uterus tissue using anti-DSG1 antibody. Counter stained with hematoxylin.



Immunohistochemistry-Paraffin: Desmoglein-1 Antibody (JB19-46) [NBP2-75468] - Analysis of paraffin-embedded mouse skin tissue using anti-DSG1 antibody. Counter stained with hematoxylin.





Novus Biologicals USA

10730 E. Briarwood Avenue
Centennial, CO 80112
USA
Phone: 303.730.1950
Toll Free: 1.888.506.6887
Fax: 303.730.1966
nb-customerservice@bio-techne.com

Bio-Techne Canada

21 Canmotor Ave
Toronto, ON M8Z 4E6
Canada
Phone: 905.827.6400
Toll Free: 855.668.8722
Fax: 905.827.6402
canada.inquires@bio-techne.com

Bio-Techne Ltd

19 Barton Lane
Abingdon Science Park
Abingdon, OX14 3NB, United Kingdom
Phone: (44) (0) 1235 529449
Free Phone: 0800 37 34 15
Fax: (44) (0) 1235 533420
info.EMEA@bio-techne.com

General Contact Information

www.novusbio.com
Technical Support: nb-technical@bio-
techne.com
Orders: nb-customerservice@bio-techne.com
General: novus@novusbio.com

Limitations

This product is for research use only and is not approved for use in humans or in clinical diagnosis. Primary Antibodies are guaranteed for 1 year from date of receipt.

For more information on our 100% guarantee, please visit www.novusbio.com/guarantee

Earn gift cards/discounts by submitting a review: www.novusbio.com/reviews/submit/NBP2-75468

Earn gift cards/discounts by submitting a publication using this product:
www.novusbio.com/publications

