

Product Datasheet

DDX6 Antibody (JB41-32) NBP2-75466

Unit Size: 100 ul

Store at 4C short term. Aliquot and store at -20C long term. Avoid freeze-thaw cycles.

www.novusbio.com



technical@novusbio.com

Protocols, Publications, Related Products, Reviews, Research Tools and Images at:
www.novusbio.com/NBP2-75466

Updated 1/3/2023 v.20.1

Earn rewards for product
reviews and publications.

Submit a publication at www.novusbio.com/publications

Submit a review at www.novusbio.com/reviews/destination/NBP2-75466



NBP2-75466

DDX6 Antibody (JB41-32)

Product Information

| | |
|--------------------------------|--|
| Unit Size | 100 ul |
| Concentration | 1 mg/ml |
| Storage | Store at 4C short term. Aliquot and store at -20C long term. Avoid freeze-thaw cycles. |
| Clonality | Monoclonal |
| Clone | JB41-32 |
| Preservative | 0.05% Sodium Azide |
| Isotype | IgG |
| Purity | Protein A purified |
| Buffer | TBS (pH7.4), 0.05% BSA, 40% Glycerol |
| Target Molecular Weight | 54 kDa |

Product Description

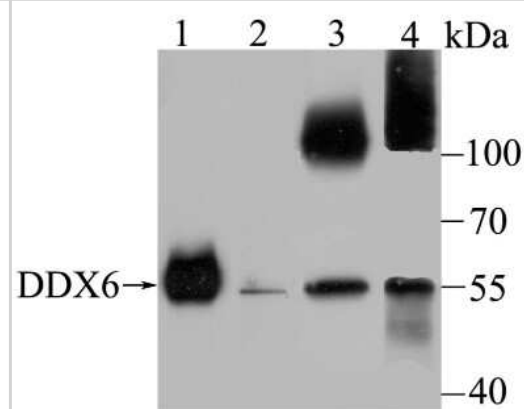
| | |
|--------------------|---|
| Host | Rabbit |
| Gene Symbol | DDX6 |
| Species | Human, Mouse, Rat |
| Immunogen | Recombinant protein within Human DDX6 aa 81-220 / 483. (SwissProt: P26196 Human; SwissProt: P54823 Mouse) |

Product Application Details

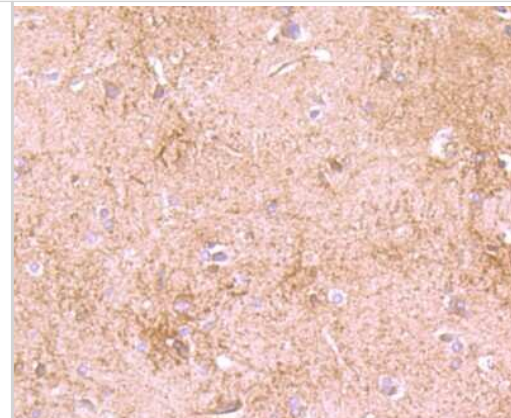
| | |
|------------------------------|---|
| Applications | Western Blot, Immunohistochemistry, Immunohistochemistry-Paraffin |
| Recommended Dilutions | Western Blot 1:500-1:1000, Immunohistochemistry, Immunohistochemistry-Paraffin 1:50-1:100 |

Images

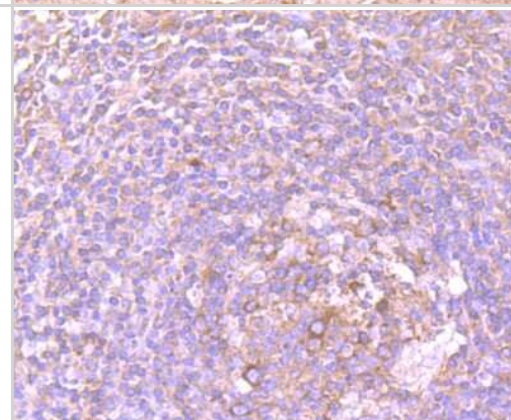
Western Blot: DDX6 Antibody (JB41-32) [NBP2-75466] - Analysis of DDX6 on different lysates using anti-DDX6 antibody at 1/500 dilution. Positive control: Lane 1: Human colon Lane 2: SH-SY-5Y Lane 3: SiHa Lane 4: K562



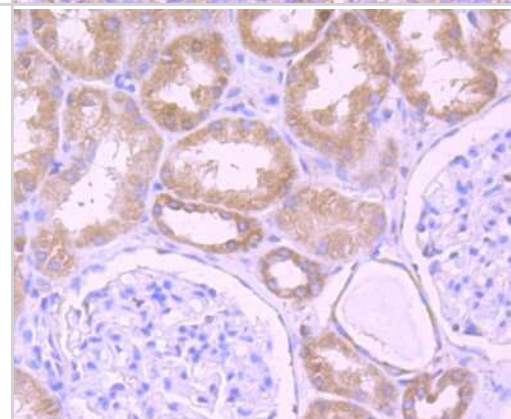
Immunohistochemistry-Paraffin: DDX6 Antibody (JB41-32) [NBP2-75466] - Analysis of paraffin-embedded rat brain tissue using anti-DDX6 antibody. Counter stained with hematoxylin.



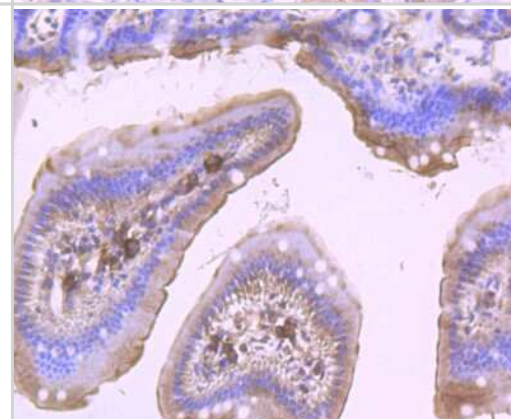
Immunohistochemistry-Paraffin: DDX6 Antibody (JB41-32) [NBP2-75466] - Analysis of paraffin-embedded human tonsil tissue using anti-DDX6 antibody. Counter stained with hematoxylin.



Immunohistochemistry-Paraffin: DDX6 Antibody (JB41-32) [NBP2-75466] - Analysis of paraffin-embedded human kidney tissue using anti-DDX6 antibody. Counter stained with hematoxylin.



Immunohistochemistry-Paraffin: DDX6 Antibody (JB41-32) [NBP2-75466] - Analysis of paraffin-embedded mouse small intestine tissue using anti-DDX6 antibody. Counter stained with hematoxylin.





Novus Biologicals USA

10730 E. Briarwood Avenue
Centennial, CO 80112
USA
Phone: 303.730.1950
Toll Free: 1.888.506.6887
Fax: 303.730.1966
nb-customerservice@bio-techne.com

Bio-Techne Canada

21 Canmotor Ave
Toronto, ON M8Z 4E6
Canada
Phone: 905.827.6400
Toll Free: 855.668.8722
Fax: 905.827.6402
canada.inquires@bio-techne.com

Bio-Techne Ltd

19 Barton Lane
Abingdon Science Park
Abingdon, OX14 3NB, United Kingdom
Phone: (44) (0) 1235 529449
Free Phone: 0800 37 34 15
Fax: (44) (0) 1235 533420
info.EMEA@bio-techne.com

General Contact Information

www.novusbio.com
Technical Support: nb-technical@bio-
techne.com
Orders: nb-customerservice@bio-techne.com
General: novus@novusbio.com

Limitations

This product is for research use only and is not approved for use in humans or in clinical diagnosis. Primary Antibodies are guaranteed for 1 year from date of receipt.

For more information on our 100% guarantee, please visit www.novusbio.com/guarantee

Earn gift cards/discounts by submitting a review: www.novusbio.com/reviews/submit/NBP2-75466

Earn gift cards/discounts by submitting a publication using this product:
www.novusbio.com/publications

