

# Product Datasheet

## **DAX1/NR0B1 Antibody (JU33-05)** **NBP2-75462**

Unit Size: 100 ul

Store at 4C short term. Aliquot and store at -20C long term. Avoid freeze-thaw cycles.

[www.novusbio.com](http://www.novusbio.com)



[technical@novusbio.com](mailto:technical@novusbio.com)

Protocols, Publications, Related Products, Reviews, Research Tools and Images at:  
[www.novusbio.com/NBP2-75462](http://www.novusbio.com/NBP2-75462)

Updated 1/3/2023 v.20.1

Earn rewards for product  
reviews and publications.

Submit a publication at [www.novusbio.com/publications](http://www.novusbio.com/publications)

Submit a review at [www.novusbio.com/reviews/destination/NBP2-75462](http://www.novusbio.com/reviews/destination/NBP2-75462)



**NBP2-75462**

DAX1/NR0B1 Antibody (JU33-05)

**Product Information**

|                                |  |
|--------------------------------|--|
| <b>Unit Size</b>               | 100 ul   |
| <b>Concentration</b>           | 1 mg/ml  |
| <b>Storage</b>                 | Store at 4C short term. Aliquot and store at -20C long term. Avoid freeze-thaw cycles. |
| <b>Clonality</b>               | Monoclonal   |
| <b>Clone</b>                   | JU33-05  |
| <b>Preservative</b>            | 0.05% Sodium Azide   |
| <b>Isotype</b>                 | IgG  |
| <b>Purity</b>                  | Protein A purified   |
| <b>Buffer</b>                  | TBS (pH7.4), 0.05% BSA, 40% Glycerol   |
| <b>Target Molecular Weight</b> | 52 kDa   |

**Product Description**

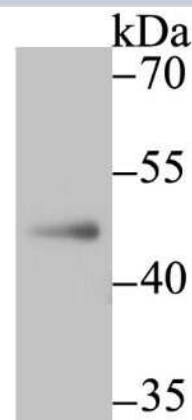
|                    |  |
|--------------------|--|
| <b>Host</b>        | Rabbit   |
| <b>Gene Symbol</b> | NR0B1  |
| <b>Species</b>     | Human  |
| <b>Immunogen</b>   | Synthetic peptide within Human DAX1/NR0B1 aa 1-50 / 470. (SwissProt: P51843 Human) |

**Product Application Details**

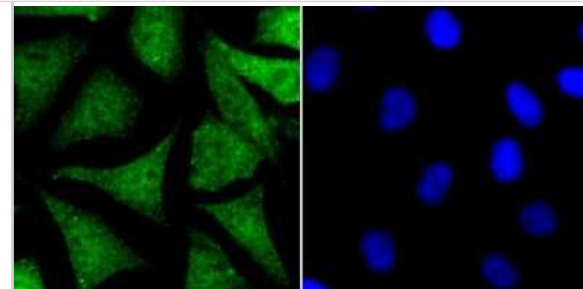
|                              |   |
|------------------------------|---|
| <b>Applications</b>          | Western Blot, Flow Cytometry, Immunocytochemistry/ Immunofluorescence                             |
| <b>Recommended Dilutions</b> | Western Blot 1:500, Flow Cytometry 1:50-1:100, Immunocytochemistry/ Immunofluorescence 1:50-1:200 |

**Images**

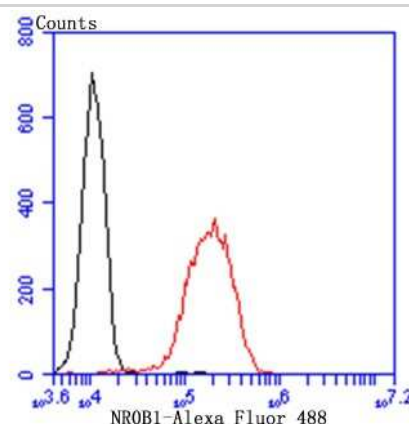
Western Blot: DAX1/NR0B1 Antibody (JU33-05) [NBP2-75462] - Analysis of NR0B1 on A549 cell lysate using anti-NR0B1 antibody at 1/500 dilution.



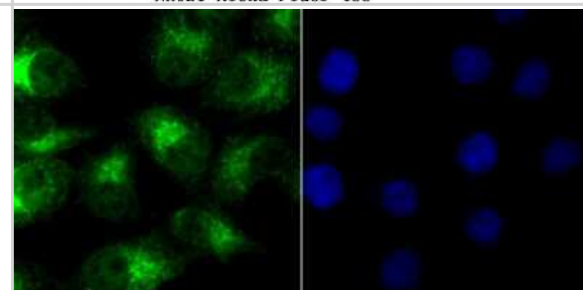
Immunocytochemistry/Immunofluorescence: DAX1/NR0B1 Antibody (JU33-05) [NBP2-75462] - Staining NR0B1 in SH-SY-5Y cells (green). The nuclear counter stain is DAPI (blue). Cells were fixed in paraformaldehyde, permeabilised with 0.25% Triton X100/PBS.



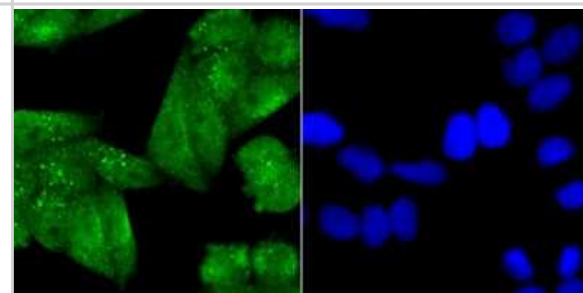
Flow Cytometry: DAX1/NR0B1 Antibody (JU33-05) [NBP2-75462] - Analysis of A549 cells with NR0B1 antibody at 1/100 dilution (red) compared with an unlabelled control (cells without incubation with primary antibody; black). Alexa Fluor 488-conjugated goat anti-rabbit IgG was used as the secondary antibody.



Immunocytochemistry/Immunofluorescence: DAX1/NR0B1 Antibody (JU33-05) [NBP2-75462] - Staining NR0B1 in A549 cells (green). The nuclear counter stain is DAPI (blue). Cells were fixed in paraformaldehyde, permeabilised with 0.25% Triton X100/PBS.



Immunocytochemistry/Immunofluorescence: DAX1/NR0B1 Antibody (JU33-05) [NBP2-75462] - Staining NR0B1 in Hela cells (green). The nuclear counter stain is DAPI (blue). Cells were fixed in paraformaldehyde, permeabilised with 0.25% Triton X100/PBS.





### **Novus Biologicals USA**

10730 E. Briarwood Avenue  
Centennial, CO 80112  
USA  
Phone: 303.730.1950  
Toll Free: 1.888.506.6887  
Fax: 303.730.1966  
nb-customerservice@bio-techne.com

### **Bio-Techne Canada**

21 Canmotor Ave  
Toronto, ON M8Z 4E6  
Canada  
Phone: 905.827.6400  
Toll Free: 855.668.8722  
Fax: 905.827.6402  
canada.inquires@bio-techne.com

### **Bio-Techne Ltd**

19 Barton Lane  
Abingdon Science Park  
Abingdon, OX14 3NB, United Kingdom  
Phone: (44) (0) 1235 529449  
Free Phone: 0800 37 34 15  
Fax: (44) (0) 1235 533420  
info.EMEA@bio-techne.com

### **General Contact Information**

www.novusbio.com  
Technical Support: nb-technical@bio-  
techne.com  
Orders: nb-customerservice@bio-techne.com  
General: novus@novusbio.com

### **Limitations**

This product is for research use only and is not approved for use in humans or in clinical diagnosis. Primary Antibodies are guaranteed for 1 year from date of receipt.

For more information on our 100% guarantee, please visit [www.novusbio.com/guarantee](http://www.novusbio.com/guarantee)

Earn gift cards/discounts by submitting a review: [www.novusbio.com/reviews/submit/NBP2-75462](http://www.novusbio.com/reviews/submit/NBP2-75462)

Earn gift cards/discounts by submitting a publication using this product:  
[www.novusbio.com/publications](http://www.novusbio.com/publications)

