

# Product Datasheet

## CD3 gamma Antibody (JB38-29)

### NBP2-75435

Unit Size: 100 ul

Store at 4C short term. Aliquot and store at -20C long term. Avoid freeze-thaw cycles.

[www.novusbio.com](http://www.novusbio.com)



[technical@novusbio.com](mailto:technical@novusbio.com)

Protocols, Publications, Related Products, Reviews, Research Tools and Images at:  
[www.novusbio.com/NBP2-75435](http://www.novusbio.com/NBP2-75435)

Updated 9/9/2025 v.20.1

Earn rewards for product  
reviews and publications.

Submit a publication at [www.novusbio.com/publications](http://www.novusbio.com/publications)

Submit a review at [www.novusbio.com/reviews/destination/NBP2-75435](http://www.novusbio.com/reviews/destination/NBP2-75435)



**NBP2-75435**

CD3 gamma Antibody (JB38-29)

**Product Information**

<b>Unit Size</b>	100 ul
<b>Concentration</b>	1 mg/ml
<b>Storage</b>	Store at 4C short term. Aliquot and store at -20C long term. Avoid freeze-thaw cycles.
<b>Clonality</b>	Monoclonal
<b>Clone</b>	JB38-29
<b>Preservative</b>	0.05% Sodium Azide
<b>Isotype</b>	IgG
<b>Purity</b>	Protein A purified
<b>Buffer</b>	TBS (pH7.4), 0.05% BSA, 40% Glycerol
<b>Target Molecular Weight</b>	20 kDa

**Product Description**

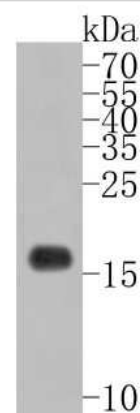
<b>Description</b>	Novus Biologicals Rabbit CD3 gamma Antibody (JB38-29) (NBP2-75435) is a recombinant monoclonal antibody validated for use in IHC, WB, Flow and IP. All Novus Biologicals antibodies are covered by our 100% guarantee.
<b>Host</b>	Rabbit
<b>Gene ID</b>	917
<b>Gene Symbol</b>	CD3G
<b>Species</b>	Human, Mouse
<b>Immunogen</b>	Synthetic peptide within Human CD3 gamma aa 133-182 / 182. (SwissProt: P09693 Human; SwissProt: P11942 Mouse)

**Product Application Details**

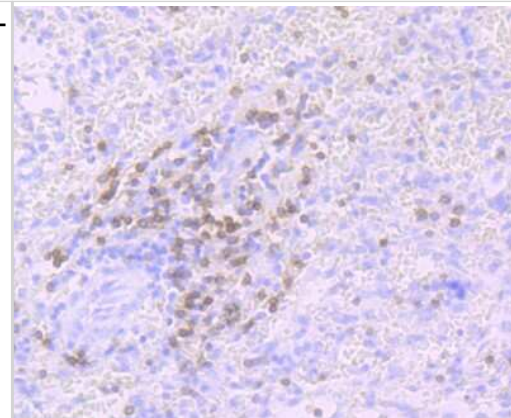
<b>Applications</b>	Western Blot, Immunohistochemistry-Paraffin, Flow Cytometry, Immunoprecipitation
<b>Recommended Dilutions</b>	Western Blot 1:500-1:2000, Flow Cytometry 1:50-1:100, Immunoprecipitation 1:10 - 1:500, Immunohistochemistry-Paraffin 1:50-1:200

**Images**

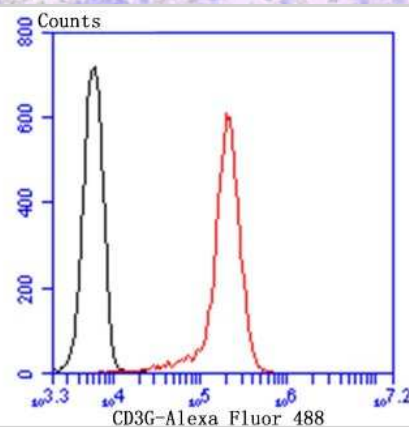
Western Blot: CD3 gamma Antibody (JB38-29) [NBP2-75435] - Western blot analysis of CD3G on mouse thymus tissue lysates. Proteins were transferred to a PVDF membrane and blocked with 5% BSA in PBS for 1 hour at room temperature. The primary antibody (1/500) was used in 5% BSA at room temperature for 2 hours. Goat Anti-Rabbit IgG - HRP Secondary Antibody (HA1001) at 1:5,000 dilution was used for 1 hour at room temperature.



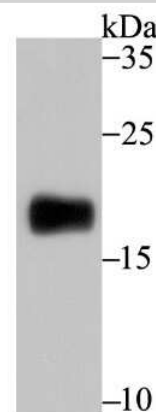
**Immunohistochemistry-Paraffin:** CD3 gamma Antibody (JB38-29) [NBP2-75435] - Analysis of paraffin-embedded human spleen tissue using anti-CD3G antibody. Counter stained with hematoxylin.



**Flow Cytometry:** CD3 gamma Antibody (JB38-29) [NBP2-75435] - Analysis of Jurkat cells with CD3G antibody at 1/100 dilution (red) compared with an unlabelled control (cells without incubation with primary antibody; black). Alexa Fluor 488-conjugated goat anti-rabbit IgG was used as the secondary antibody.



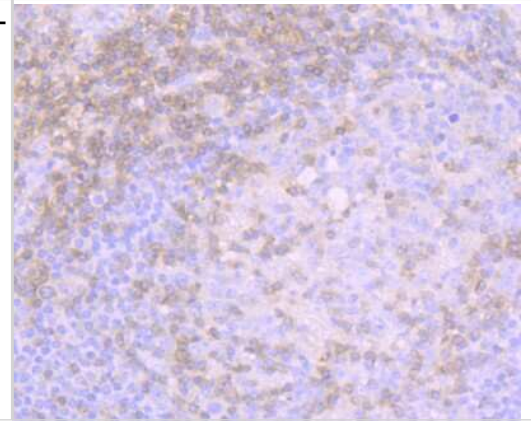
**Western Blot:** CD3 gamma Antibody (JB38-29) [NBP2-75435] - Analysis of CD3G on mouse thymus tissue lysate using anti-CD3G antibody at 1/500 dilution.



**Western Blot:** CD3 gamma Antibody (JB38-29) [NBP2-75435] - Western blot analysis of CD3G on Jurkat cell lysates. Proteins were transferred to a PVDF membrane and blocked with 5% BSA in PBS for 1 hour at room temperature. The primary antibody (1/500) was used in 5% BSA at room temperature for 2 hours. Goat Anti-Rabbit IgG - HRP Secondary Antibody (HA1001) at 1:5,000 dilution was used for 1 hour at room temperature.



Immunohistochemistry-Paraffin: CD3 gamma Antibody (JB38-29) [NBP2-75435] - Analysis of paraffin-embedded human tonsil tissue using anti-CD3G antibody. Counter stained with hematoxylin.





### **Novus Biologicals USA**

10730 E. Briarwood Avenue  
Centennial, CO 80112  
USA  
Phone: 303.730.1950  
Toll Free: 1.888.506.6887  
Fax: 303.730.1966  
nb-customerservice@bio-techne.com

### **Bio-Techne Canada**

21 Canmotor Ave  
Toronto, ON M8Z 4E6  
Canada  
Phone: 905.827.6400  
Toll Free: 855.668.8722  
Fax: 905.827.6402  
canada.inquires@bio-techne.com

### **Bio-Techne Ltd**

19 Barton Lane  
Abingdon Science Park  
Abingdon, OX14 3NB, United Kingdom  
Phone: (44) (0) 1235 529449  
Free Phone: 0800 37 34 15  
Fax: (44) (0) 1235 533420  
info.EMEA@bio-techne.com

### **General Contact Information**

www.novusbio.com  
Technical Support: nb-technical@bio-techne.com  
Orders: nb-customerservice@bio-techne.com  
General: novus@novusbio.com

### **Products Related to NBP2-75435**

---

HAF008	Goat anti-Rabbit IgG Secondary Antibody [HRP]
NB7160	Goat anti-Rabbit IgG (H+L) Secondary Antibody [HRP]
NBP2-24891	Rabbit IgG Isotype Control
NBP2-59572-10ug	Recombinant Human CD3 gamma His Protein

---

### **Limitations**

This product is for research use only and is not approved for use in humans or in clinical diagnosis. Primary Antibodies are guaranteed for 1 year from date of receipt.

For more information on our 100% guarantee, please visit [www.novusbio.com/guarantee](http://www.novusbio.com/guarantee)

Earn gift cards/discounts by submitting a review: [www.novusbio.com/reviews/submit/NBP2-75435](http://www.novusbio.com/reviews/submit/NBP2-75435)

Earn gift cards/discounts by submitting a publication using this product:  
[www.novusbio.com/publications](http://www.novusbio.com/publications)

