

# Product Datasheet

## VEGF-C Antibody (OTI4A1) - Azide and BSA Free NBP2-74845

Unit Size: 100 ug

Store at -20C. Avoid freeze-thaw cycles.

[www.novusbio.com](http://www.novusbio.com)



[technical@novusbio.com](mailto:technical@novusbio.com)

Protocols, Publications, Related Products, Reviews, Research Tools and Images at:  
[www.novusbio.com/NBP2-74845](http://www.novusbio.com/NBP2-74845)

Updated 9/9/2025 v.20.1

Earn rewards for product  
reviews and publications.

Submit a publication at [www.novusbio.com/publications](http://www.novusbio.com/publications)

Submit a review at [www.novusbio.com/reviews/destination/NBP2-74845](http://www.novusbio.com/reviews/destination/NBP2-74845)



**NBP2-74845**


VEGF-C Antibody (OTI4A1) - Azide and BSA Free

Product Information	
Unit Size	100 ug
Concentration	LYOPH mg/ml
Storage	Store at -20C. Avoid freeze-thaw cycles.
Clonality	Monoclonal
Clone	OTI4A1
Preservative	No Preservative
Reconstitution Instructions	we recommend adding 100uL distilled water to a final antibody concentration of about 1 mg/mL. To use this carrier-free antibody for conjugation experiment, we strongly recommend performing another round of desalting process.
Isotype	IgG1
Purity	Immunogen affinity purified
Buffer	Lyophilized from PBS (pH 7.3) with 8% Trehalose
Target Molecular Weight	46.7 kDa
Product Description	
Description	Novus Biologicals Mouse VEGF-C Antibody (OTI4A1) - Azide and BSA Free (NBP2-45404) is a monoclonal antibody validated for use in IHC and WB. All Novus Biologicals antibodies are covered by our 100% guarantee.
Host	Mouse
Gene ID	7424
Gene Symbol	VEGFC
Species	Human, Mouse, Rat
Reactivity Notes	Please note that this antibody is reactive to Mouse and derived from the same host, Mouse. Mouse-On-Mouse blocking reagent may be needed for IHC and ICC experiments to reduce high background signal. You can find these reagents under catalog numbers PK-2200-NB and MP-2400-NB. Please contact Technical Support if you have any questions.
Immunogen	Human recombinant protein fragment corresponding to amino acids 112-227 of human VEGFC (NP_005420) produced in E.coli.
Product Application Details	
Applications	Western Blot, Immunohistochemistry-Paraffin, Immunohistochemistry
Recommended Dilutions	Western Blot 1:200, Immunohistochemistry, Immunohistochemistry-Paraffin

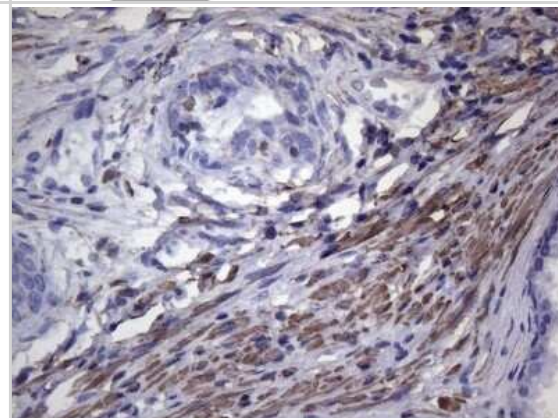


## Images

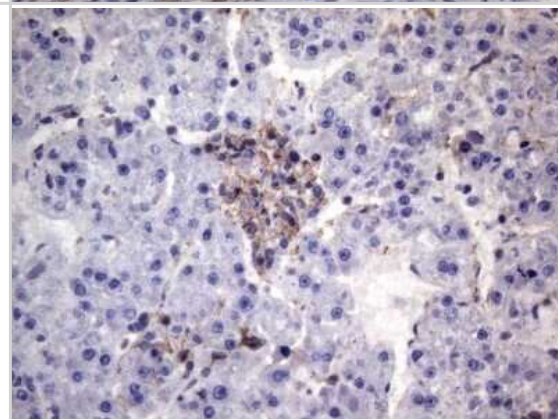
Western Blot: VEGF-C Antibody (OTI4A1) - Azide and BSA Free [NBP2-74845] - Analysis of HEK293T cells were transfected with the pCMV6-ENTRY control (Left lane) or pCMV6-ENTRY VEGF-C.



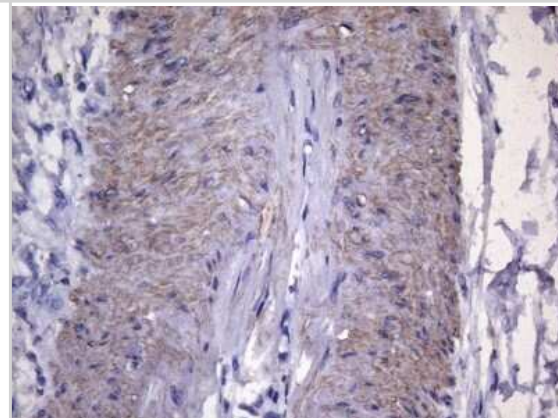
Immunohistochemistry: VEGF-C Antibody (OTI4A1) - Azide and BSA Free [NBP2-74845] - Staining of paraffin-embedded Human prostate tissue within the normal limits using anti-VEGFC mouse monoclonal antibody. (Heat-induced epitope retrieval by 1mM EDTA in 10mM Tris buffer (pH8.5) at 120C for 3min) (1:150)



Immunohistochemistry: VEGF-C Antibody (OTI4A1) - Azide and BSA Free [NBP2-74845] - Staining of paraffin-embedded Carcinoma of Human liver tissue using anti-VEGFC mouse monoclonal antibody. (Heat-induced epitope retrieval by 1mM EDTA in 10mM Tris buffer (pH8.5) at 120C for 3min) (1:150)

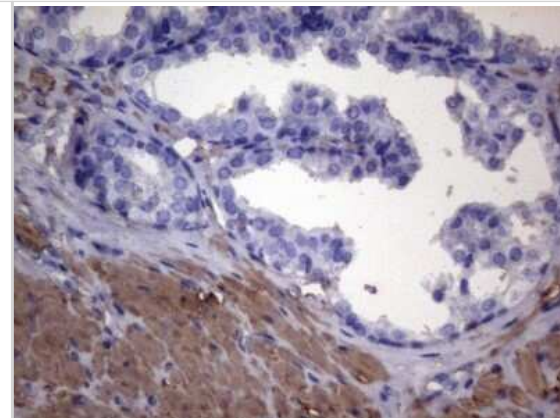


Immunohistochemistry: VEGF-C Antibody (OTI4A1) - Azide and BSA Free [NBP2-74845] - Staining of paraffin-embedded Carcinoma of Human pancreas tissue using anti-VEGFC mouse monoclonal antibody. (Heat-induced epitope retrieval by 1mM EDTA in 10mM Tris buffer (pH8.5) at 120C for 3min) (1:150)

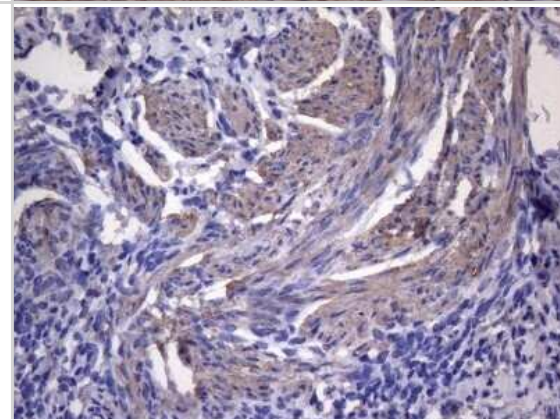




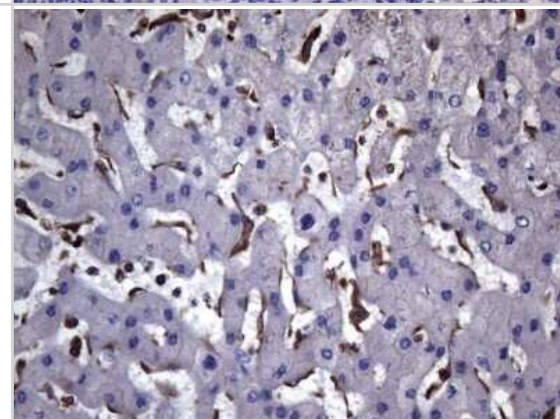
Immunohistochemistry: VEGF-C Antibody (OTI4A1) - Azide and BSA Free [NBP2-74845] - Staining of paraffin-embedded Carcinoma of Human prostate tissue using anti-VEGFC mouse monoclonal antibody. (Heat-induced epitope retrieval by 1mM EDTA in 10mM Tris buffer (pH8.5) at 120C for 3min) (1:150)



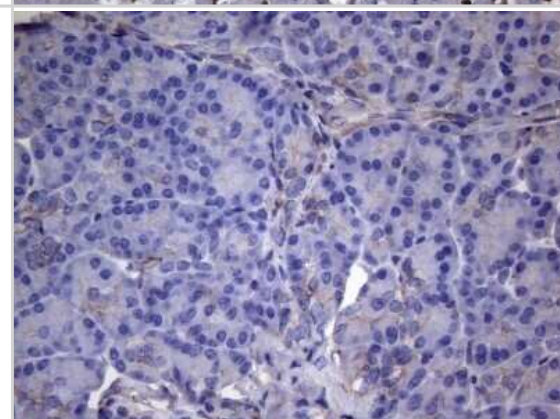
Immunohistochemistry: VEGF-C Antibody (OTI4A1) - Azide and BSA Free [NBP2-74845] - Staining of paraffin-embedded Human endometrium tissue within the normal limits using anti-VEGFC mouse monoclonal antibody. (Heat-induced epitope retrieval by 1mM EDTA in 10mM Tris buffer (pH8.5) at 120C for 3min) (1:150)



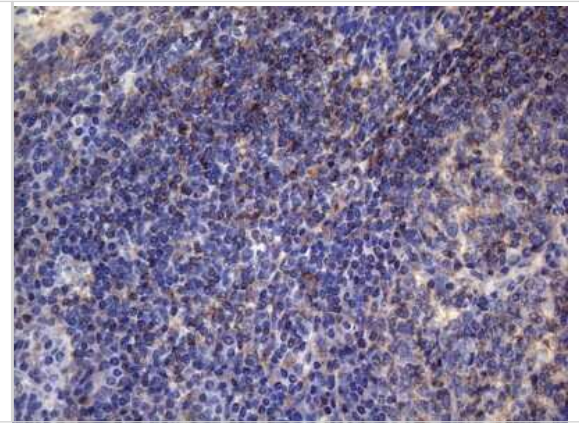
Immunohistochemistry: VEGF-C Antibody (OTI4A1) - Azide and BSA Free [NBP2-74845] - Staining of paraffin-embedded Human liver tissue within the normal limits using anti-VEGFC mouse monoclonal antibody. (Heat-induced epitope retrieval by 1mM EDTA in 10mM Tris buffer (pH8.5) at 120C for 3min) (1:150)



Immunohistochemistry: VEGF-C Antibody (OTI4A1) - Azide and BSA Free [NBP2-74845] - Staining of paraffin-embedded Human pancreas tissue within the normal limits using anti-VEGFC mouse monoclonal antibody. (Heat-induced epitope retrieval by 1mM EDTA in 10mM Tris buffer (pH8.5) at 120C for 3min) (1:150)



Immunohistochemistry: VEGF-C Antibody (OTI4A1) - Azide and BSA Free [NBP2-74845] - Staining of paraffin-embedded Human tonsil within the normal limits using anti-VEGFC mouse monoclonal antibody. (Heat-induced epitope retrieval by 1mM EDTA in 10mM Tris buffer (pH8.5) at 120C for 3min) (1:150)





### **Novus Biologicals USA**

10730 E. Briarwood Avenue  
Centennial, CO 80112  
USA  
Phone: 303.730.1950  
Toll Free: 1.888.506.6887  
Fax: 303.730.1966  
nb-customerservice@bio-techne.com

### **Bio-Techne Canada**

21 Canmotor Ave  
Toronto, ON M8Z 4E6  
Canada  
Phone: 905.827.6400  
Toll Free: 855.668.8722  
Fax: 905.827.6402  
canada.inquires@bio-techne.com

### **Bio-Techne Ltd**

19 Barton Lane  
Abingdon Science Park  
Abingdon, OX14 3NB, United Kingdom  
Phone: (44) (0) 1235 529449  
Free Phone: 0800 37 34 15  
Fax: (44) (0) 1235 533420  
info.EMEA@bio-techne.com

### **General Contact Information**

[www.novusbio.com](http://www.novusbio.com)  
Technical Support: nb-technical@bio-techne.com  
Orders: nb-customerservice@bio-techne.com  
General: novus@novusbio.com

### **Products Related to NBP2-74845**

---

HAF007	Goat anti-Mouse IgG Secondary Antibody [HRP]
NB720-B	Rabbit anti-Mouse IgG (H+L) Secondary Antibody [Biotin]
NBP1-97005-0.5mg	Mouse IgG1 Isotype Control (MG1)
DVE00	VEGF [HRP]

---

### **Limitations**

This product is for research use only and is not approved for use in humans or in clinical diagnosis. Primary Antibodies are guaranteed for 1 year from date of receipt.

For more information on our 100% guarantee, please visit [www.novusbio.com/guarantee](http://www.novusbio.com/guarantee)

Earn gift cards/discounts by submitting a review: [www.novusbio.com/reviews/submit/NBP2-74845](http://www.novusbio.com/reviews/submit/NBP2-74845)

Earn gift cards/discounts by submitting a publication using this product:  
[www.novusbio.com/publications](http://www.novusbio.com/publications)

