

Product Datasheet

TMEFF2/Tomoregulin-2 Antibody (OTI1F9) - Azide and BSA Free **NBP2-74537**

Unit Size: 100 ug

Store at -20C. Avoid freeze-thaw cycles.

www.novusbio.com



technical@novusbio.com

Protocols, Publications, Related Products, Reviews, Research Tools and Images at:
www.novusbio.com/NBP2-74537

Updated 9/20/2021 v.20.1

Earn rewards for product
reviews and publications.

Submit a publication at www.novusbio.com/publications

Submit a review at www.novusbio.com/reviews/destination/NBP2-74537



NBP2-74537

TMEFF2/Tomoregulin-2 Antibody (OTI1F9) - Azide and BSA Free


Product Information	
Unit Size	100 ug
Concentration	LYOPH mg/ml
Storage	Store at -20C. Avoid freeze-thaw cycles.
Clonality	Monoclonal
Clone	OTI1F9
Preservative	No Preservative
Reconstitution Instructions	Reconstitute with PBS (pH 7.3). To use this carrier-free antibody for conjugation experiments, another round of desalting is highly recommended.
Isotype	IgG2a
Purity	Immunogen affinity purified
Buffer	Lyophilized from PBS (pH 7.3) with 8% Trehalose
Target Molecular Weight	41.2 kDa

Product Description	
Host	Mouse
Gene ID	23671
Gene Symbol	TMEFF2
Species	Human, Mouse
Reactivity Notes	Please note that this antibody is reactive to Mouse and derived from the same host, Mouse. Mouse-On-Mouse blocking reagent may be needed for IHC and ICC experiments to reduce high background signal. You can find these reagents under catalog numbers PK-2200-NB and MP-2400-NB. Please contact Technical Support if you have any questions.
Immunogen	Full length human recombinant protein of human TMEFF2(NP_057276) produced in HEK293T cell.

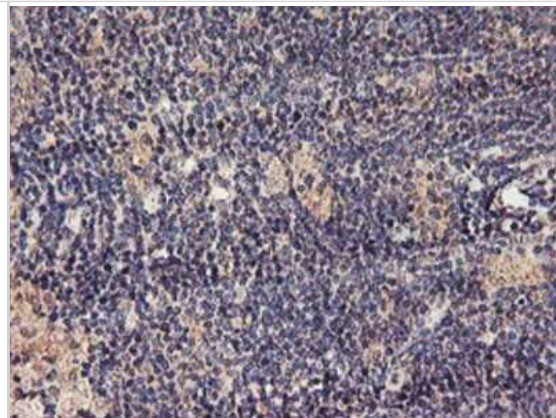
Product Application Details	
Applications	Western Blot, Immunohistochemistry
Recommended Dilutions	Western Blot 1:500-2000, Immunohistochemistry 1:150

Images

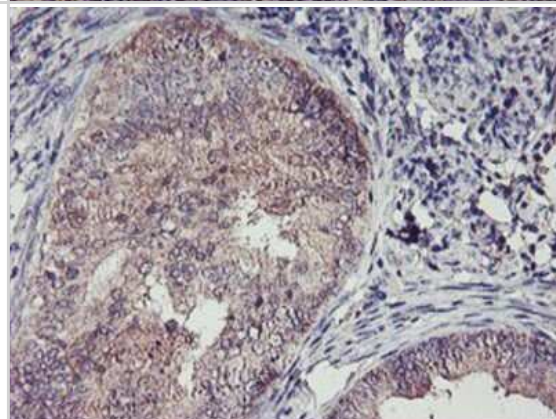
Western Blot: TMEFF2/Tomoregulin-2 Antibody (OTI1F9) - Azide and BSA Free [NBP2-74537] - HEK293T cells were transfected with the pCMV6-ENTRY control (Left lane) or pCMV6-ENTRY TMEFF2 (Right lane) cDNA for 48 hrs and lysed. Equivalent amounts of cell lysates (5 ug per lane) were separated by SDS-PAGE and immunoblotted with anti-TMEFF2.



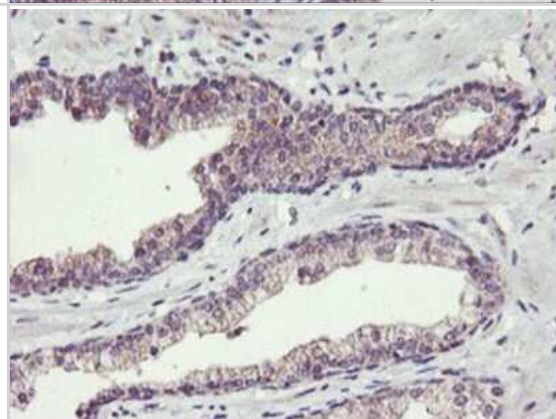
Immunohistochemistry: TMEFF2/Tomoregulin-2 Antibody (OT11F9) - Azide and BSA Free [NBP2-74537] - Staining of paraffin-embedded Human lymphoma tissue using anti-TMEFF2 mouse monoclonal antibody.



Immunohistochemistry: TMEFF2/Tomoregulin-2 Antibody (OT11F9) - Azide and BSA Free [NBP2-74537] - Staining of paraffin-embedded Adenocarcinoma of Human endometrium tissue using anti-TMEFF2 mouse monoclonal antibody.



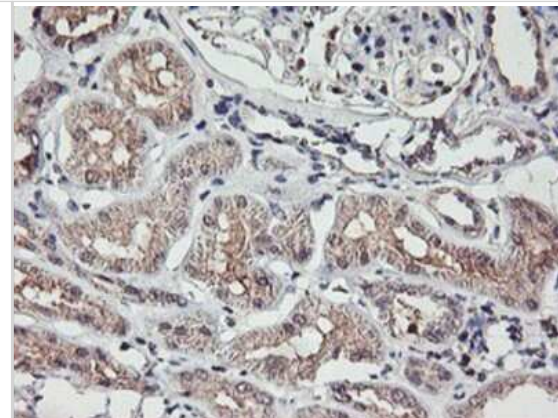
Immunohistochemistry: TMEFF2/Tomoregulin-2 Antibody (OT11F9) - Azide and BSA Free [NBP2-74537] - Staining of paraffin-embedded Carcinoma of Human prostate tissue using anti-TMEFF2 mouse monoclonal antibody.



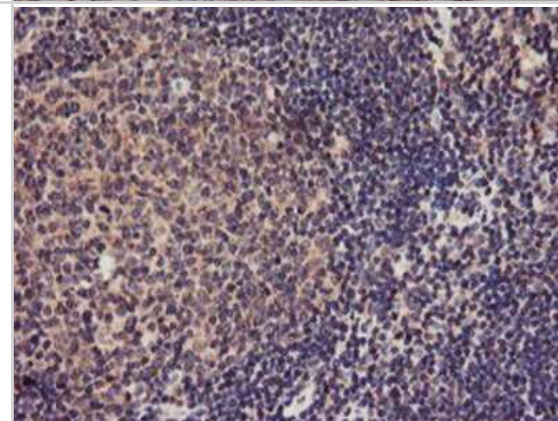
Immunohistochemistry: TMEFF2/Tomoregulin-2 Antibody (OT11F9) - Azide and BSA Free [NBP2-74537] - Staining of paraffin-embedded Human breast tissue using anti-TMEFF2 mouse monoclonal antibody.



Immunohistochemistry: TMEFF2/Tomoregulin-2 Antibody (OT11F9) - Azide and BSA Free [NBP2-74537] - Staining of paraffin-embedded Human Kidney tissue using anti-TMEFF2 mouse monoclonal antibody.



Immunohistochemistry: TMEFF2/Tomoregulin-2 Antibody (OT11F9) - Azide and BSA Free [NBP2-74537] - Staining of paraffin-embedded Human tonsil using anti-TMEFF2 mouse monoclonal antibody.





Novus Biologicals USA

10730 E. Briarwood Avenue
Centennial, CO 80112
USA
Phone: 303.730.1950
Toll Free: 1.888.506.6887
Fax: 303.730.1966
nb-customerservice@bio-techne.com

Bio-Techne Canada

21 Canmotor Ave
Toronto, ON M8Z 4E6
Canada
Phone: 905.827.6400
Toll Free: 855.668.8722
Fax: 905.827.6402
canada.inquires@bio-techne.com

Bio-Techne Ltd

19 Barton Lane
Abingdon Science Park
Abingdon, OX14 3NB, United Kingdom
Phone: (44) (0) 1235 529449
Free Phone: 0800 37 34 15
Fax: (44) (0) 1235 533420
info.EMEA@bio-techne.com

General Contact Information

www.novusbio.com
Technical Support: nb-technical@bio-techne.com
Orders: nb-customerservice@bio-techne.com
General: novus@novusbio.com

Products Related to NBP2-74537

HAF007	Goat anti-Mouse IgG Secondary Antibody [HRP]
NB720-B	Rabbit anti-Mouse IgG (H+L) Secondary Antibody [Biotin]
NBP1-96778	Mouse IgG2a Isotype Control (M2A)
NBP1-84362PEP	TMEFF2/Tomoregulin-2 Recombinant Protein Antigen

Limitations

This product is for research use only and is not approved for use in humans or in clinical diagnosis. Primary Antibodies are guaranteed for 1 year from date of receipt.

For more information on our 100% guarantee, please visit www.novusbio.com/guarantee

Earn gift cards/discounts by submitting a review: www.novusbio.com/reviews/submit/NBP2-74537

Earn gift cards/discounts by submitting a publication using this product:
www.novusbio.com/publications

