

# Product Datasheet

## TCEAL1 Antibody (OTI2G10) - Azide and BSA Free NBP2-74472

Unit Size: 100 ug

Store at -20C. Avoid freeze-thaw cycles.

[www.novusbio.com](http://www.novusbio.com)



[technical@novusbio.com](mailto:technical@novusbio.com)

Protocols, Publications, Related Products, Reviews, Research Tools and Images at:  
[www.novusbio.com/NBP2-74472](http://www.novusbio.com/NBP2-74472)

Updated 10/6/2020 v.20.1

Earn rewards for product  
reviews and publications.

Submit a publication at [www.novusbio.com/publications](http://www.novusbio.com/publications)

Submit a review at [www.novusbio.com/reviews/destination/NBP2-74472](http://www.novusbio.com/reviews/destination/NBP2-74472)



**NBP2-74472**

TCEAL1 Antibody (OTI2G10) - Azide and BSA Free

**Product Information**

|                                    |  |
|------------------------------------|--|
| <b>Unit Size</b>                   | 100 ug   |
| <b>Concentration</b>               | LYOPH mg/ml  |
| <b>Storage</b>                     | Store at -20C. Avoid freeze-thaw cycles.   |
| <b>Clonality</b>                   | Monoclonal   |
| <b>Clone</b>                       | OTI2G10  |
| <b>Preservative</b>                | No Preservative  |
| <b>Reconstitution Instructions</b> | Reconstitute with PBS (pH 7.3). To use this carrier-free antibody for conjugation experiments, another round of desalting is highly recommended. |
| <b>Isotype</b>                     | IgG1   |
| <b>Purity</b>                      | Immunogen affinity purified  |
| <b>Buffer</b>                      | Lyophilized from PBS (pH 7.3) with 8% Trehalose  |
| <b>Target Molecular Weight</b>     | 18.5 kDa   |

**Product Description**

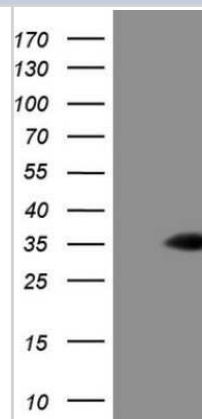
|                    |   |
|--------------------|---|
| <b>Host</b>        | Mouse   |
| <b>Gene ID</b>     | 9338  |
| <b>Gene Symbol</b> | TCEAL1  |
| <b>Species</b>     | Human   |
| <b>Immunogen</b>   | Full length human recombinant protein of human TCEAL1 (NP_004771) produced in E.coli. |

**Product Application Details**

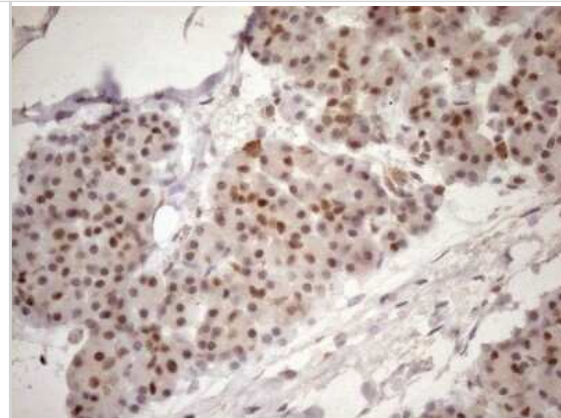
|                              |   |
|------------------------------|---|
| <b>Applications</b>          | Western Blot, Immunohistochemistry              |
| <b>Recommended Dilutions</b> | Western Blot 1:2000, Immunohistochemistry 1:150 |

**Images**

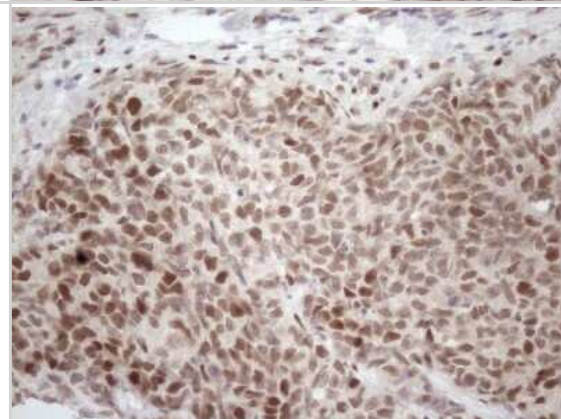
Western Blot: TCEAL1 Antibody (OTI2G10) - Azide and BSA Free [NBP2-74472] - Analysis of HEK293T cells were transfected with the pCMV6-ENTRY control (Left lane) or pCMV6-ENTRY TCEAL1.



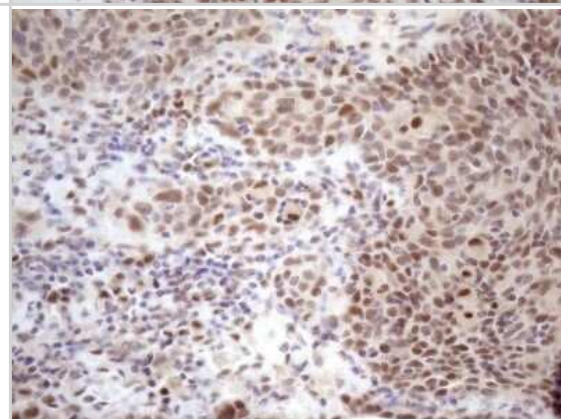
Immunohistochemistry: TCEAL1 Antibody (OTI2G10) - Azide and BSA Free [NBP2-74472] - Analysis of Human pancreas tissue. (Heat-induced epitope retrieval by 1mM EDTA in 10mM Tris buffer (pH8.5) at 120C for 3 min)



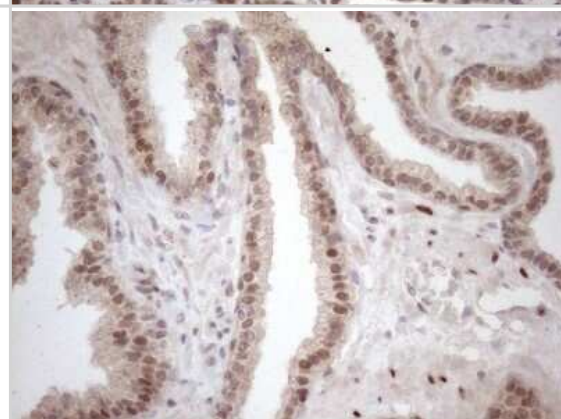
Immunohistochemistry: TCEAL1 Antibody (OTI2G10) - Azide and BSA Free [NBP2-74472] - Analysis of Adenocarcinoma of Human endometrium tissue. (Heat-induced epitope retrieval by 1mM EDTA in 10mM Tris buffer (pH8.5) at 120C for 3 min)



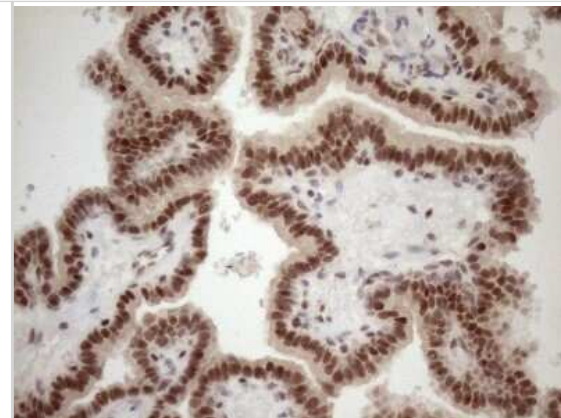
Immunohistochemistry: TCEAL1 Antibody (OTI2G10) - Azide and BSA Free [NBP2-74472] - Analysis of Carcinoma of Human bladder tissue. (Heat-induced epitope retrieval by 1mM EDTA in 10mM Tris buffer (pH8.5) at 120C for 3 min)



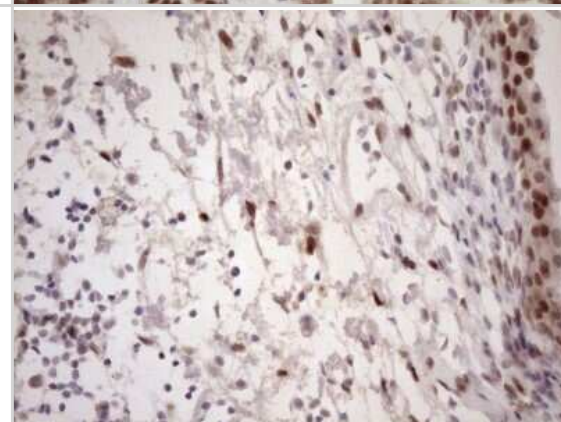
Immunohistochemistry: TCEAL1 Antibody (OTI2G10) - Azide and BSA Free [NBP2-74472] - Analysis of Carcinoma of Human prostate tissue. (Heat-induced epitope retrieval by 1mM EDTA in 10mM Tris buffer (pH8.5) at 120C for 3 min)



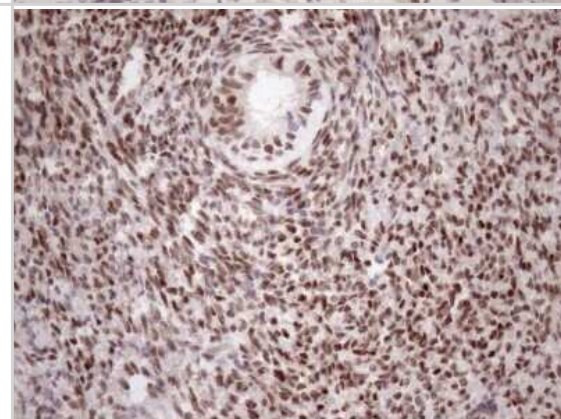
Immunohistochemistry: TCEAL1 Antibody (OTI2G10) - Azide and BSA Free [NBP2-74472] - Analysis of Carcinoma of Human thyroid tissue. (Heat-induced epitope retrieval by 1mM EDTA in 10mM Tris buffer (pH8.5) at 120C for 3 min)



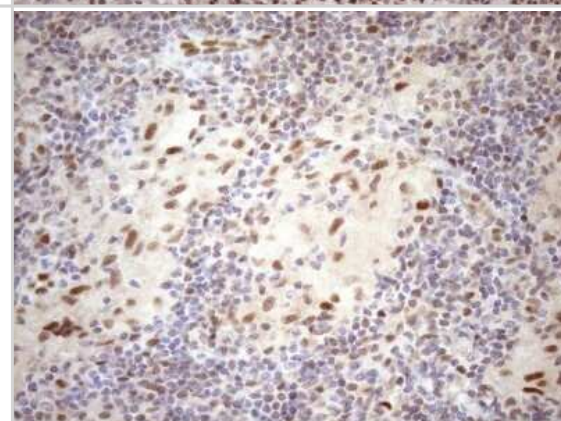
Immunohistochemistry: TCEAL1 Antibody (OTI2G10) - Azide and BSA Free [NBP2-74472] - Analysis of Human bladder tissue. (Heat-induced epitope retrieval by 1mM EDTA in 10mM Tris buffer (pH8.5) at 120C for 3 min)



Immunohistochemistry: TCEAL1 Antibody (OTI2G10) - Azide and BSA Free [NBP2-74472] - Analysis of Human endometrium. (Heat-induced epitope retrieval by 1mM EDTA in 10mM Tris buffer (pH8.5) at 120C for 3 min)

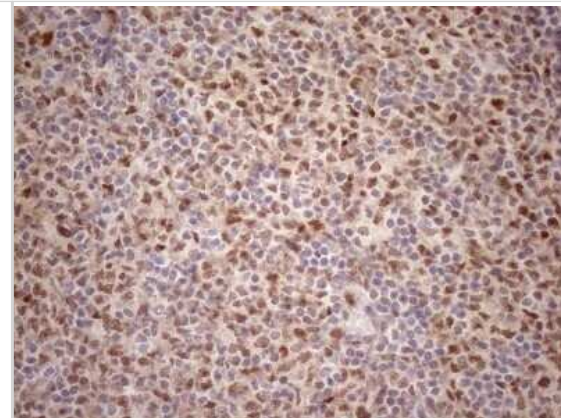


Immunohistochemistry: TCEAL1 Antibody (OTI2G10) - Azide and BSA Free [NBP2-74472] - Analysis of Human lymph node tissue. (Heat-induced epitope retrieval by 1mM EDTA in 10mM Tris buffer (pH8.5) at 120C for 3 min)

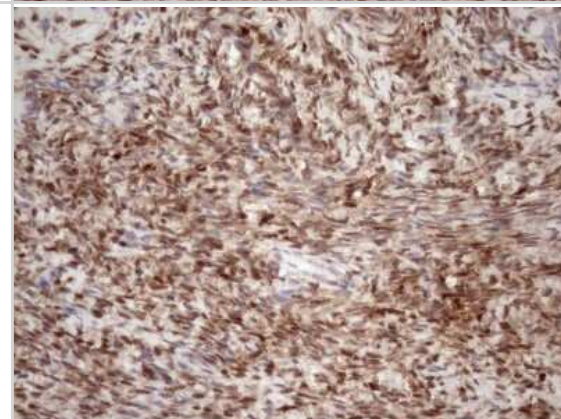




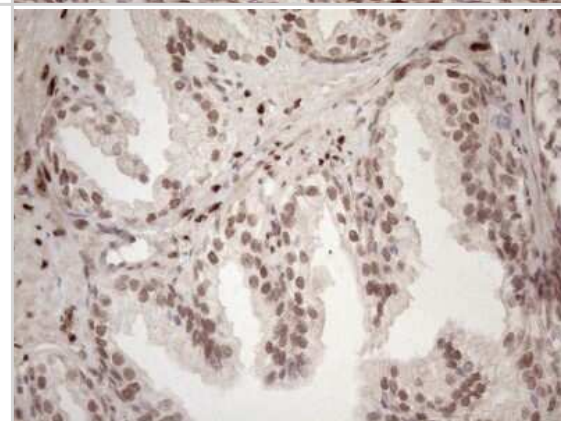
Immunohistochemistry: TCEAL1 Antibody (OTI2G10) - Azide and BSA Free [NBP2-74472] - Analysis of Human lymphoma tissue. (Heat-induced epitope retrieval by 1mM EDTA in 10mM Tris buffer (pH8.5) at 120C for 3 min)(



Immunohistochemistry: TCEAL1 Antibody (OTI2G10) - Azide and BSA Free [NBP2-74472] - Analysis of Human Ovary tissue. (Heat-induced epitope retrieval by 1mM EDTA in 10mM Tris buffer (pH8.5) at 120C for 3 min)



Immunohistochemistry: TCEAL1 Antibody (OTI2G10) - Azide and BSA Free [NBP2-74472] - Analysis of Human prostate tissue. (Heat-induced epitope retrieval by 1mM EDTA in 10mM Tris buffer (pH8.5) at 120C for 3 min)





### **Novus Biologicals USA**

10730 E. Briarwood Avenue  
Centennial, CO 80112  
USA  
Phone: 303.730.1950  
Toll Free: 1.888.506.6887  
Fax: 303.730.1966  
nb-customerservice@bio-techne.com

### **Bio-Techne Canada**

21 Canmotor Ave  
Toronto, ON M8Z 4E6  
Canada  
Phone: 905.827.6400  
Toll Free: 855.668.8722  
Fax: 905.827.6402  
canada.inquires@bio-techne.com

### **Bio-Techne Ltd**

19 Barton Lane  
Abingdon Science Park  
Abingdon, OX14 3NB, United Kingdom  
Phone: (44) (0) 1235 529449  
Free Phone: 0800 37 34 15  
Fax: (44) (0) 1235 533420  
info.EMEA@bio-techne.com

### **General Contact Information**

www.novusbio.com  
Technical Support: nb-technical@bio-techne.com  
Orders: nb-customerservice@bio-techne.com  
General: novus@novusbio.com

### **Products Related to NBP2-74472**

|                  |   |
|------------------|---|
| HAF007           | Goat anti-Mouse IgG Secondary Antibody [HRP]            |
| NB720-B          | Rabbit anti-Mouse IgG (H+L) Secondary Antibody [Biotin] |
| NBP1-97005-0.5mg | Mouse IgG1 Isotype Control (MG1)                        |
| NBP1-72316-0.1mg | Recombinant Human TCEAL1 His Protein                    |

### **Limitations**

This product is for research use only and is not approved for use in humans or in clinical diagnosis. Primary Antibodies are guaranteed for 1 year from date of receipt.

For more information on our 100% guarantee, please visit [www.novusbio.com/guarantee](http://www.novusbio.com/guarantee)

Earn gift cards/discounts by submitting a review: [www.novusbio.com/reviews/submit/NBP2-74472](http://www.novusbio.com/reviews/submit/NBP2-74472)

Earn gift cards/discounts by submitting a publication using this product:  
[www.novusbio.com/publications](http://www.novusbio.com/publications)

