

Product Datasheet

Sirtuin 5/SIRT5 Antibody (OTI2F1) - Azide and BSA Free NBP2-74199

Unit Size: 100 ug

Store at -20C. Avoid freeze-thaw cycles.

www.novusbio.com



technical@novusbio.com

Protocols, Publications, Related Products, Reviews, Research Tools and Images at:
www.novusbio.com/NBP2-74199

Updated 9/20/2021 v.20.1

Earn rewards for product
reviews and publications.

Submit a publication at www.novusbio.com/publications

Submit a review at www.novusbio.com/reviews/destination/NBP2-74199



NBP2-74199

Sirtuin 5/SIRT5 Antibody (OTI2F1) - Azide and BSA Free

Product Information

Unit Size	100 ug
Concentration	LYOPH mg/ml
Storage	Store at -20C. Avoid freeze-thaw cycles.
Clonality	Monoclonal
Clone	OTI2F1
Preservative	No Preservative
Reconstitution Instructions	Reconstitute with PBS (pH 7.3). To use this carrier-free antibody for conjugation experiments, another round of desalting is highly recommended.
Isotype	IgG1
Purity	Immunogen affinity purified
Buffer	Lyophilized from PBS (pH 7.3) with 8% Trehalose
Target Molecular Weight	33.7 kDa

Product Description

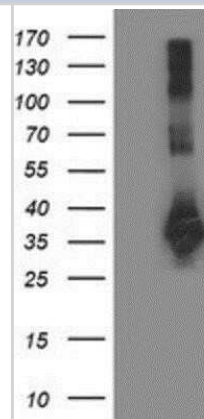
Host	Mouse
Gene ID	23408
Gene Symbol	SIRT5
Species	Human, Mouse, Rat
Reactivity Notes	Please note that this antibody is reactive to Mouse and derived from the same host, Mouse. Mouse-On-Mouse blocking reagent may be needed for IHC and ICC experiments to reduce high background signal. You can find these reagents under catalog numbers PK-2200-NB and MP-2400-NB. Please contact Technical Support if you have any questions.
Immunogen	Full length human recombinant protein of human SIRT5(NP_036373) produced in HEK293 cell.

Product Application Details

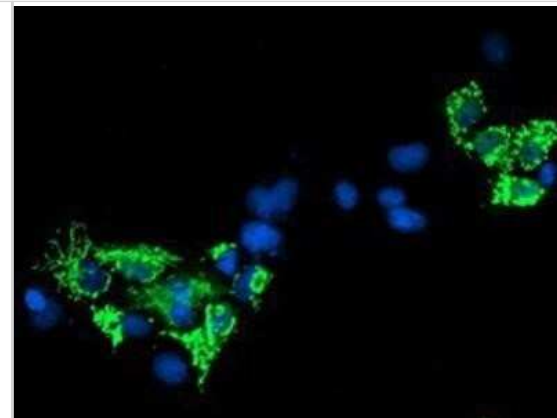
Applications	Western Blot, Flow Cytometry, Immunocytochemistry/ Immunofluorescence, Immunohistochemistry, CyTOF-ready, Knockout Validated
Recommended Dilutions	Western Blot 1:500-2000, Flow Cytometry 1:100, Immunohistochemistry 1:150, Immunocytochemistry/ Immunofluorescence 1:100, CyTOF-ready, Knockout Validated

Images

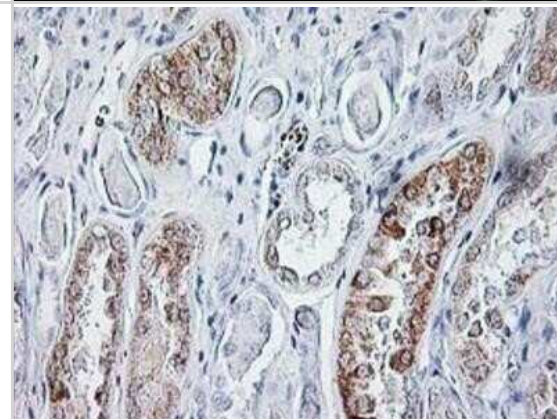
Western Blot: Sirtuin 5/SIRT5 Antibody (OTI2F1) - Azide and BSA Free [NBP2-74199] - HEK293T cells were transfected with the pCMV6-ENTRY control (Left lane) or pCMV6-ENTRY SIRT5 (Right lane) cDNA for 48 hrs and lysed. Equivalent amounts of cell lysates (5 ug per lane) were separated by SDS-PAGE and immunoblotted with anti-SIRT5.



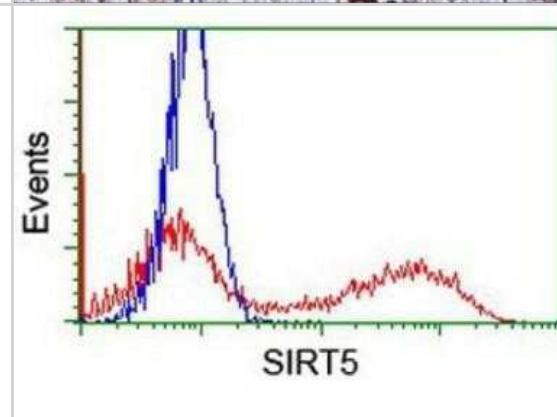
Immunocytochemistry/Immunofluorescence: Sirtuin 5/SIRT5 Antibody (OTI2F1) - Azide and BSA Free [NBP2-74199] - Staining of COS7 cells transiently transfected by pCMV6-ENTRY SIRT5.



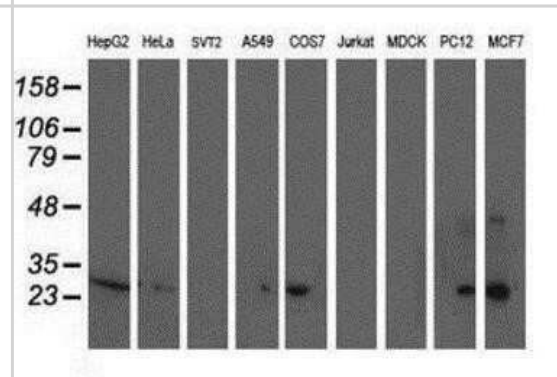
Immunohistochemistry: Sirtuin 5/SIRT5 Antibody (OTI2F1) - Azide and BSA Free [NBP2-74199] - Staining of paraffin-embedded Human Kidney tissue using anti-SIRT5 mouse monoclonal antibody.



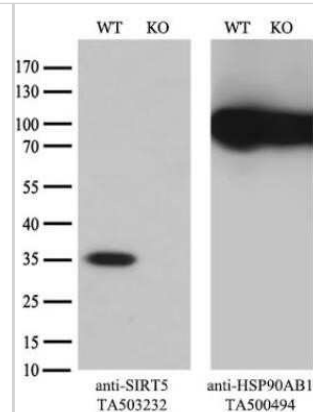
Flow Cytometry: Sirtuin 5/SIRT5 Antibody (OTI2F1) - Azide and BSA Free [NBP2-74199] - HEK293T cells transfected with either overexpression plasmid (Red) or empty vector control plasmid (Blue) were immunostaining by anti-SIRT5 antibody, and then analyzed by flow cytometry.



Western Blot: Sirtuin 5/SIRT5 Antibody (OTI2F1) - Azide and BSA Free [NBP2-74199] - Analysis of extracts (35ug) from 9 different cell lines by using anti-SIRT5 monoclonal antibody.



Western Blot: Sirtuin 5/SIRT5 Antibody (OTI2F1) - Azide and BSA Free [NBP2-74199] - Equivalent amounts of cell lysates (10ug per lane) of wild-type HeLa cells and SIRT5-Knockout HeLa cells were separated by SDS-PAGE and immunoblotted with anti-SIRT5 monoclonal antibody (1:500). Then the blotted membrane was stripped and reprobed with ant





Novus Biologicals USA

10730 E. Briarwood Avenue
Centennial, CO 80112
USA
Phone: 303.730.1950
Toll Free: 1.888.506.6887
Fax: 303.730.1966
nb-customerservice@bio-techne.com

Bio-Techne Canada

21 Canmotor Ave
Toronto, ON M8Z 4E6
Canada
Phone: 905.827.6400
Toll Free: 855.668.8722
Fax: 905.827.6402
canada.inquires@bio-techne.com

Bio-Techne Ltd

19 Barton Lane
Abingdon Science Park
Abingdon, OX14 3NB, United Kingdom
Phone: (44) (0) 1235 529449
Free Phone: 0800 37 34 15
Fax: (44) (0) 1235 533420
info.EMEA@bio-techne.com

General Contact Information

www.novusbio.com
Technical Support: nb-technical@bio-techne.com
Orders: nb-customerservice@bio-techne.com
General: novus@novusbio.com

Products Related to NBP2-74199

HAF007	Goat anti-Mouse IgG Secondary Antibody [HRP]
NB720-B	Rabbit anti-Mouse IgG (H+L) Secondary Antibody [Biotin]
NBP1-97005-0.5mg	Mouse IgG1 Isotype Control (MG1)
NB100-56372PEP	Sirtuin 5/SIRT5 Antibody Blocking Peptide

Limitations

This product is for research use only and is not approved for use in humans or in clinical diagnosis. Primary Antibodies are guaranteed for 1 year from date of receipt.

For more information on our 100% guarantee, please visit www.novusbio.com/guarantee

Earn gift cards/discounts by submitting a review: www.novusbio.com/reviews/submit/NBP2-74199

Earn gift cards/discounts by submitting a publication using this product:
www.novusbio.com/publications

