

Product Datasheet

Siglec-9 Antibody (OT1D9) - Azide and BSA Free NBP2-74189

Unit Size: 100 ug

Store at -20C. Avoid freeze-thaw cycles.

www.novusbio.com



technical@novusbio.com

Protocols, Publications, Related Products, Reviews, Research Tools and Images at:
www.novusbio.com/NBP2-74189

Updated 10/9/2020 v.20.1

Earn rewards for product
reviews and publications.

Submit a publication at www.novusbio.com/publications

Submit a review at www.novusbio.com/reviews/destination/NBP2-74189



NBP2-74189

Siglec-9 Antibody (OT11D9) - Azide and BSA Free

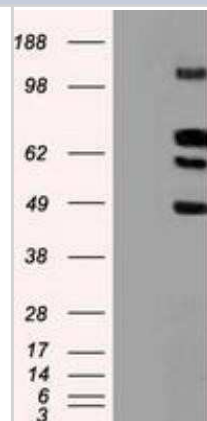
Product Information	
Unit Size	100 ug
Concentration	LYOPH mg/ml
Storage	Store at -20C. Avoid freeze-thaw cycles.
Clonality	Monoclonal
Clone	OT11D9
Preservative	No Preservative
Reconstitution Instructions	Reconstitute with PBS (pH 7.3). To use this carrier-free antibody for conjugation experiments, another round of desalting is highly recommended.
Isotype	IgG1
Purity	Immunogen affinity purified
Buffer	Lyophilized from PBS (pH 7.3) with 8% Trehalose
Target Molecular Weight	50.1 kDa

Product Description	
Host	Mouse
Gene ID	27180
Gene Symbol	SIGLEC9
Species	Human, Canine, Monkey
Immunogen	Full length human recombinant protein of human SIGLEC9 (NP_055256) produced in HEK293T cell.

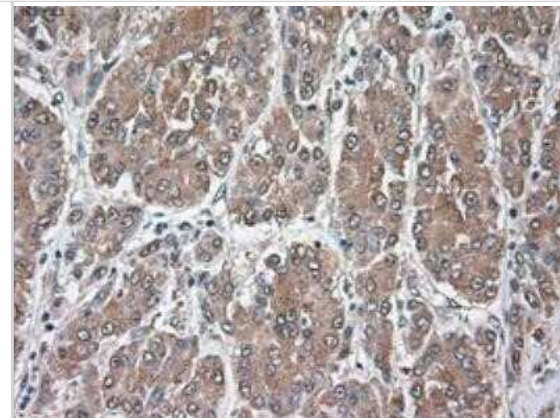
Product Application Details	
Applications	Western Blot, Immunohistochemistry
Recommended Dilutions	Western Blot 1:2000-40000, Immunohistochemistry 1:50

Images

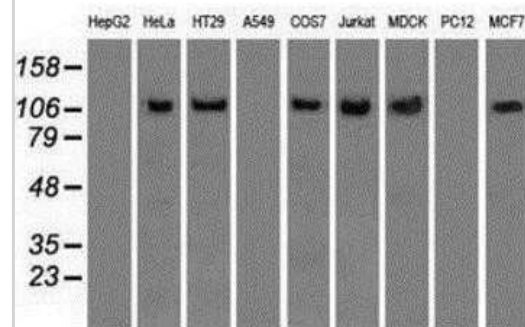
Western Blot: Siglec-9 Antibody (OT11D9) - Azide and BSA Free [NBP2-74189] - HEK293T cells were transfected with the pCMV6-ENTRY control (Left lane) or pCMV6-ENTRY Siglec-9 (Right lane) cDNA for 48 hrs and lysed. Equivalent amounts of cell lysates (5 ug per lane) were separated by SDS-PAGE and immunoblotted with anti-Siglec-9.



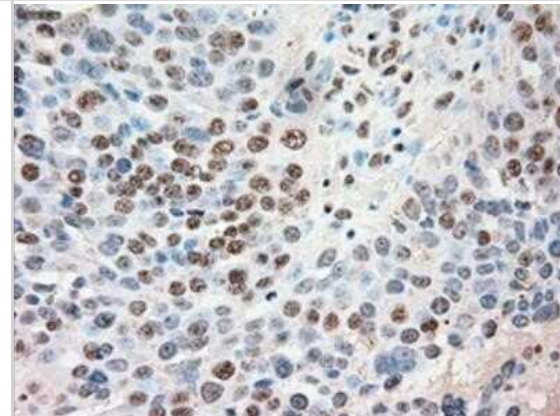
Immunohistochemistry: Siglec-9 Antibody (OT11D9) - Azide and BSA Free [NBP2-74189] - Staining of paraffin-embedded Human liver tissue using anti-Siglec-9 mouse monoclonal antibody.



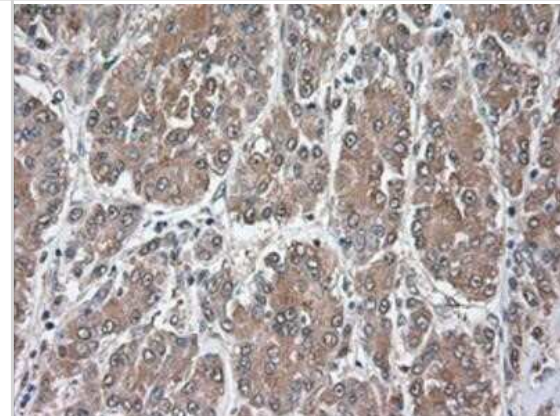
Western Blot: Siglec-9 Antibody (OT11D9) - Azide and BSA Free [NBP2-74189] - Analysis of extracts (35ug) from 9 different cell lines by using anti-Siglec-9 monoclonal antibody.



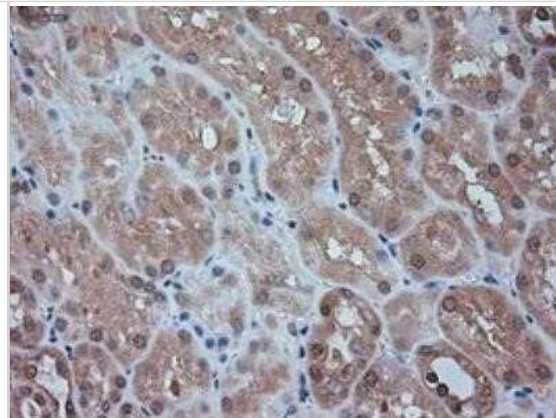
Immunohistochemistry: Siglec-9 Antibody (OT11D9) - Azide and BSA Free [NBP2-74189] - Staining of paraffin-embedded Adenocarcinoma of Human ovary tissue using anti-Siglec-9 mouse monoclonal antibody.



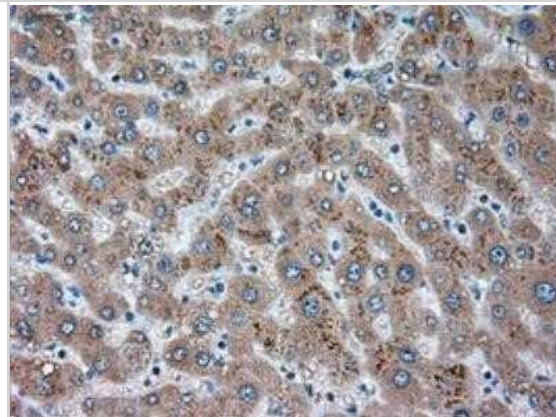
Immunohistochemistry: Siglec-9 Antibody (OT11D9) - Azide and BSA Free [NBP2-74189] - Staining of paraffin-embedded Carcinoma of Human liver tissue using anti-Siglec-9 mouse monoclonal antibody.



Immunohistochemistry: Siglec-9 Antibody (OT11D9) - Azide and BSA Free [NBP2-74189] - Staining of paraffin-embedded Carcinoma of Human thyroid tissue using anti-Siglec-9 mouse monoclonal antibody.



Immunohistochemistry: Siglec-9 Antibody (OT11D9) - Azide and BSA Free [NBP2-74189] - Staining of paraffin-embedded Human Kidney tissue using anti-Siglec-9 mouse monoclonal antibody.



Immunohistochemistry: Siglec-9 Antibody (OT11D9) - Azide and BSA Free [NBP2-74189] - Staining of paraffin-embedded Human pancreas tissue using anti-Siglec-9 mouse monoclonal antibody.





Novus Biologicals USA

10730 E. Briarwood Avenue
Centennial, CO 80112
USA
Phone: 303.730.1950
Toll Free: 1.888.506.6887
Fax: 303.730.1966
nb-customerservice@bio-techne.com

Bio-Techne Canada

21 Canmotor Ave
Toronto, ON M8Z 4E6
Canada
Phone: 905.827.6400
Toll Free: 855.668.8722
Fax: 905.827.6402
canada.inquires@bio-techne.com

Bio-Techne Ltd

19 Barton Lane
Abingdon Science Park
Abingdon, OX14 3NB, United Kingdom
Phone: (44) (0) 1235 529449
Free Phone: 0800 37 34 15
Fax: (44) (0) 1235 533420
info.EMEA@bio-techne.com

General Contact Information

www.novusbio.com
Technical Support: nb-technical@bio-techne.com
Orders: nb-customerservice@bio-techne.com
General: novus@novusbio.com

Products Related to NBP2-74189

HAF007	Goat anti-Mouse IgG Secondary Antibody [HRP]
NB720-B	Rabbit anti-Mouse IgG (H+L) Secondary Antibody [Biotin]
NBP1-97005-0.5mg	Mouse IgG1 Isotype Control (MG1)
NBP2-59906-50ug	Recombinant Human Siglec-9 hIgG-His Protein

Limitations

This product is for research use only and is not approved for use in humans or in clinical diagnosis. Primary Antibodies are guaranteed for 1 year from date of receipt.

For more information on our 100% guarantee, please visit www.novusbio.com/guarantee

Earn gift cards/discounts by submitting a review: www.novusbio.com/reviews/submit/NBP2-74189

Earn gift cards/discounts by submitting a publication using this product:
www.novusbio.com/publications

