

# Product Datasheet

## Prostaglandin E Synthase 2/PTGES2 Antibody (OTI2C3) - Azide and BSA Free NBP2-73623

Unit Size: 100 ug

Store at -20C. Avoid freeze-thaw cycles.

[www.novusbio.com](http://www.novusbio.com)



[technical@novusbio.com](mailto:technical@novusbio.com)

Protocols, Publications, Related Products, Reviews, Research Tools and Images at:  
[www.novusbio.com/NBP2-73623](http://www.novusbio.com/NBP2-73623)

Updated 10/14/2020 v.20.1

Earn rewards for product  
reviews and publications.

Submit a publication at [www.novusbio.com/publications](http://www.novusbio.com/publications)

Submit a review at [www.novusbio.com/reviews/destination/NBP2-73623](http://www.novusbio.com/reviews/destination/NBP2-73623)



**NBP2-73623**

Prostaglandin E Synthase 2/PTGES2 Antibody (OTI2C3) - Azide and BSA Free


Product Information	
Unit Size	100 ug
Concentration	LYOPH mg/ml
Storage	Store at -20C. Avoid freeze-thaw cycles.
Clonality	Monoclonal
Clone	OTI2C3
Preservative	No Preservative
Reconstitution Instructions	Reconstitute with PBS (pH 7.3). To use this carrier-free antibody for conjugation experiments, another round of desalting is highly recommended.
Isotype	IgG2a
Purity	Immunogen affinity purified
Buffer	Lyophilized from PBS (pH 7.3) with 8% Trehalose
Target Molecular Weight	41.8 kDa

Product Description	
Host	Mouse
Gene ID	80142
Gene Symbol	PTGES2
Species	Human
Immunogen	Full length human recombinant protein of human PTGES2(NP_079348) produced in HEK293T cell.

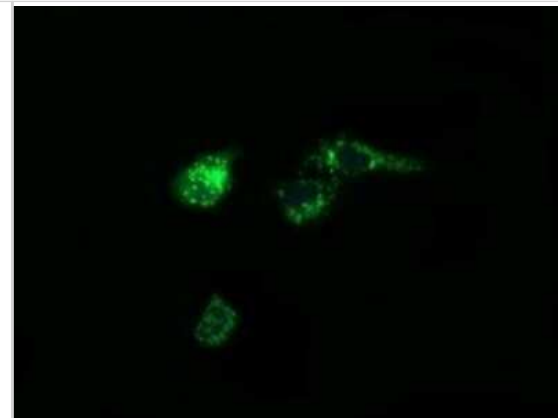
Product Application Details	
Applications	Western Blot, Immunocytochemistry/ Immunofluorescence, Immunohistochemistry
Recommended Dilutions	Western Blot 1:2000, Immunohistochemistry 1:150, Immunocytochemistry/ Immunofluorescence 1:100

**Images**

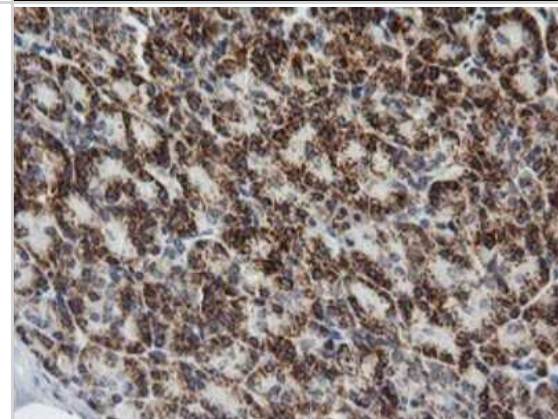
Western Blot: Prostaglandin E Synthase 2/PTGES2 Antibody (OTI2C3) - Azide and BSA Free [NBP2-73623] - Analysis of HEK293T cells were transfected with the pCMV6-ENTRY control (Left lane) or pCMV6-ENTRY PTGES2.



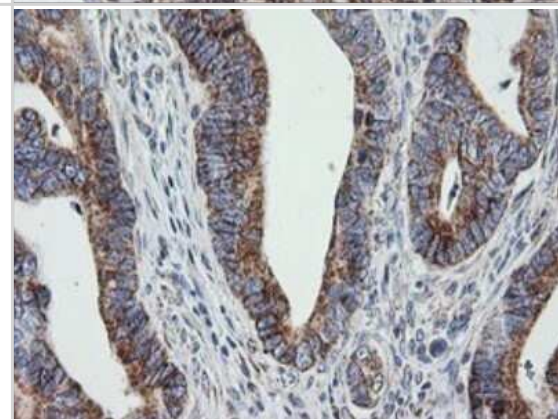
Immunocytochemistry/Immunofluorescence: Prostaglandin E Synthase 2/PTGES2 Antibody (OTI2C3) - Azide and BSA Free [NBP2-73623] - Analysis of COS7 cells transiently transfected by pCMV6-ENTRY Prostaglandin E Synthase 2/PTGES2.



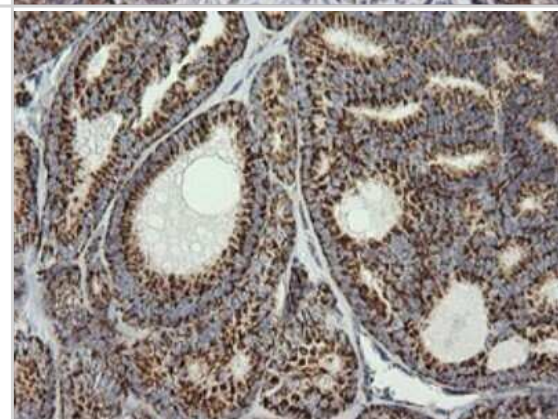
Immunohistochemistry: Prostaglandin E Synthase 2/PTGES2 Antibody (OTI2C3) - Azide and BSA Free [NBP2-73623] - Analysis of Human pancreas tissue.



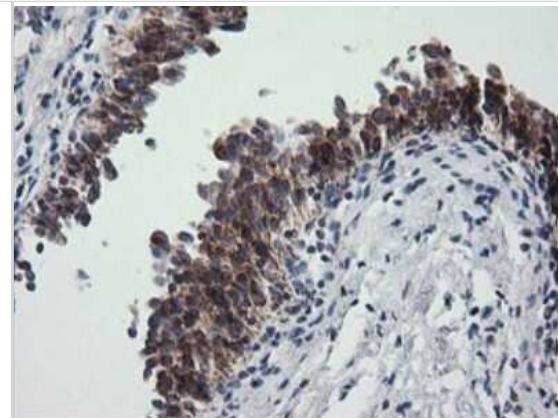
Immunohistochemistry: Prostaglandin E Synthase 2/PTGES2 Antibody (OTI2C3) - Azide and BSA Free [NBP2-73623] - Analysis of Adenocarcinoma of Human colon tissue.



Immunohistochemistry: Prostaglandin E Synthase 2/PTGES2 Antibody (OTI2C3) - Azide and BSA Free [NBP2-73623] - Analysis of Carcinoma of Human thyroid tissue.



Immunohistochemistry: Prostaglandin E Synthase 2/PTGES2 Antibody (OTI2C3) - Azide and BSA Free [NBP2-73623] - Analysis of Human bladder tissue.



Immunohistochemistry: Prostaglandin E Synthase 2/PTGES2 Antibody (OTI2C3) - Azide and BSA Free [NBP2-73623] - Analysis of Human colon tissue.



Immunohistochemistry: Prostaglandin E Synthase 2/PTGES2 Antibody (OTI2C3) - Azide and BSA Free [NBP2-73623] - Analysis of Human endometrium tissue.



Immunohistochemistry: Prostaglandin E Synthase 2/PTGES2 Antibody (OTI2C3) - Azide and BSA Free [NBP2-73623] - Analysis of Human Kidney tissue.







### **Novus Biologicals USA**

10730 E. Briarwood Avenue  
Centennial, CO 80112  
USA  
Phone: 303.730.1950  
Toll Free: 1.888.506.6887  
Fax: 303.730.1966  
nb-customerservice@bio-techne.com

### **Bio-Techne Canada**

21 Canmotor Ave  
Toronto, ON M8Z 4E6  
Canada  
Phone: 905.827.6400  
Toll Free: 855.668.8722  
Fax: 905.827.6402  
canada.inquires@bio-techne.com

### **Bio-Techne Ltd**

19 Barton Lane  
Abingdon Science Park  
Abingdon, OX14 3NB, United Kingdom  
Phone: (44) (0) 1235 529449  
Free Phone: 0800 37 34 15  
Fax: (44) (0) 1235 533420  
info.EMEA@bio-techne.com

### **General Contact Information**

[www.novusbio.com](http://www.novusbio.com)  
Technical Support: nb-technical@bio-techne.com  
Orders: nb-customerservice@bio-techne.com  
General: novus@novusbio.com

### **Products Related to NBP2-73623**

---

HAF007	Goat anti-Mouse IgG Secondary Antibody [HRP]
NB720-B	Rabbit anti-Mouse IgG (H+L) Secondary Antibody [Biotin]
NBP1-96778	Mouse IgG2a Isotype Control (M2A)
NBP2-58108PEP	Prostaglandin E Synthase 2/PTGES2 Recombinant Protein Antigen

---

### **Limitations**

This product is for research use only and is not approved for use in humans or in clinical diagnosis. Primary Antibodies are guaranteed for 1 year from date of receipt.

For more information on our 100% guarantee, please visit [www.novusbio.com/guarantee](http://www.novusbio.com/guarantee)

Earn gift cards/discounts by submitting a review: [www.novusbio.com/reviews/submit/NBP2-73623](http://www.novusbio.com/reviews/submit/NBP2-73623)

Earn gift cards/discounts by submitting a publication using this product:  
[www.novusbio.com/publications](http://www.novusbio.com/publications)

