

Product Datasheet

PP2C beta/PPM1B Antibody (OTI3C9) - Azide and BSA Free NBP2-73548

Unit Size: 100 ug

Store at -20C. Avoid freeze-thaw cycles.

www.novusbio.com



technical@novusbio.com

Protocols, Publications, Related Products, Reviews, Research Tools and Images at:
www.novusbio.com/NBP2-73548

Updated 9/20/2021 v.20.1

Earn rewards for product
reviews and publications.

Submit a publication at www.novusbio.com/publications

Submit a review at www.novusbio.com/reviews/destination/NBP2-73548



NBP2-73548

PP2C beta/PPM1B Antibody (OTI3C9) - Azide and BSA Free

Product Information

Unit Size	100 ug
Concentration	LYOPH mg/ml
Storage	Store at -20C. Avoid freeze-thaw cycles.
Clonality	Monoclonal
Clone	OTI3C9
Preservative	No Preservative
Reconstitution Instructions	Reconstitute with PBS (pH 7.3). To use this carrier-free antibody for conjugation experiments, another round of desalting is highly recommended.
Isotype	IgG2a
Purity	Immunogen affinity purified
Buffer	Lyophilized from PBS (pH 7.3) with 8% Trehalose
Target Molecular Weight	52.5 kDa

Product Description

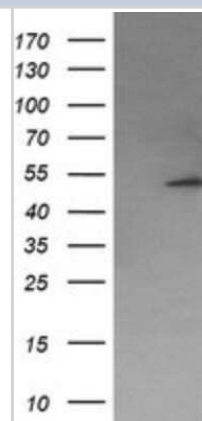
Host	Mouse
Gene ID	5495
Gene Symbol	PPM1B
Species	Human, Mouse, Rat
Reactivity Notes	Please note that this antibody is reactive to Mouse and derived from the same host, Mouse. Mouse-On-Mouse blocking reagent may be needed for IHC and ICC experiments to reduce high background signal. You can find these reagents under catalog numbers PK-2200-NB and MP-2400-NB. Please contact Technical Support if you have any questions.
Immunogen	Full length human recombinant protein of human PPM1B (NP_002697) produced in HEK293T cell.

Product Application Details

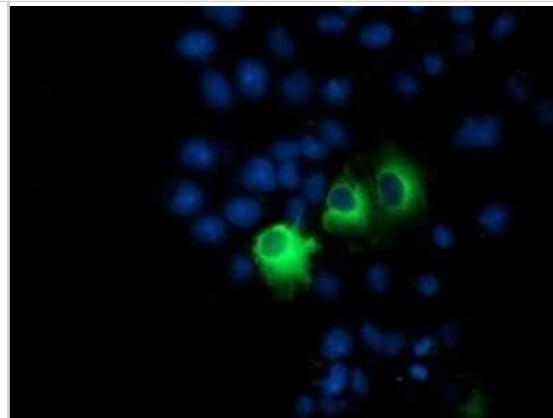
Applications	Western Blot, Flow Cytometry, Immunocytochemistry/ Immunofluorescence, CyTOF-ready
Recommended Dilutions	Western Blot 1:1000, Flow Cytometry 1:100, Immunocytochemistry/ Immunofluorescence 1:100, CyTOF-ready

Images

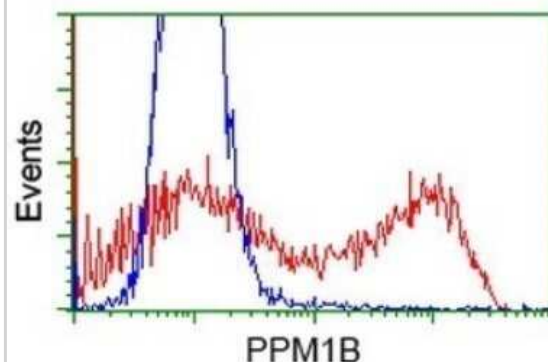
Western Blot: PP2C beta/PPM1B Antibody (OTI3C9) - Azide and BSA Free [NBP2-73548] - Analysis of HEK293T cells were transfected with the pCMV6-ENTRY control (Left lane) or pCMV6-ENTRY PPM1B.



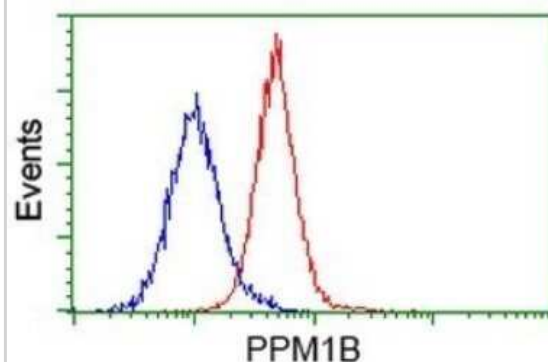
Immunocytochemistry/Immunofluorescence: PP2C beta/PPM1B Antibody (OTI3C9) - Azide and BSA Free [NBP2-73548] - Analysis of COS7 cells transiently transfected by pCMV6-ENTRY PPM1B.



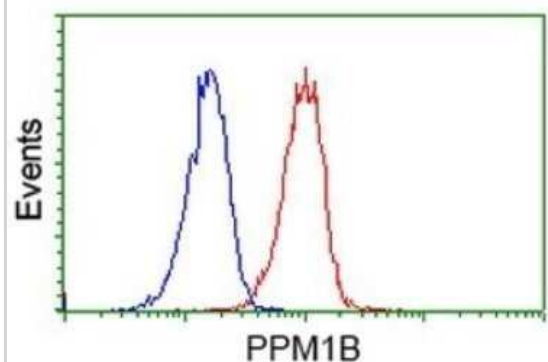
Flow Cytometry: PP2C beta/PPM1B Antibody (OTI3C9) - Azide and BSA Free [NBP2-73548] - Analysis of HEK293T cells transfected with either RC212918 overexpress plasmid (Red) or empty vector control plasmid (Blue) were immunostaining by PPM1B antibody, and then analyzed by flow cytometry.



Flow Cytometry: PP2C beta/PPM1B Antibody (OTI3C9) - Azide and BSA Free [NBP2-73548] - Analysis of Hela cells, using PPM1B antibody (Red), compared to a nonspecific negative control antibody (Blue).



Flow Cytometry: PP2C beta/PPM1B Antibody (OTI3C9) - Azide and BSA Free [NBP2-73548] - Analysis of Jurkat cells, using PPM1B antibody, (Red), compared to a nonspecific negative control antibody (Blue).





Novus Biologicals USA

10730 E. Briarwood Avenue
Centennial, CO 80112
USA
Phone: 303.730.1950
Toll Free: 1.888.506.6887
Fax: 303.730.1966
nb-customerservice@bio-techne.com

Bio-Techne Canada

21 Canmotor Ave
Toronto, ON M8Z 4E6
Canada
Phone: 905.827.6400
Toll Free: 855.668.8722
Fax: 905.827.6402
canada.inquires@bio-techne.com

Bio-Techne Ltd

19 Barton Lane
Abingdon Science Park
Abingdon, OX14 3NB, United Kingdom
Phone: (44) (0) 1235 529449
Free Phone: 0800 37 34 15
Fax: (44) (0) 1235 533420
info.EMEA@bio-techne.com

General Contact Information

www.novusbio.com
Technical Support: nb-technical@bio-techne.com
Orders: nb-customerservice@bio-techne.com
General: novus@novusbio.com

Products Related to NBP2-73548

HAF007	Goat anti-Mouse IgG Secondary Antibody [HRP]
NB720-B	Rabbit anti-Mouse IgG (H+L) Secondary Antibody [Biotin]
NBP1-96778	Mouse IgG2a Isotype Control (M2A)
H00005495-P01-10ug	Recombinant Human PP2C beta/PPM1B GST (N-Term) Protein

Limitations

This product is for research use only and is not approved for use in humans or in clinical diagnosis. Primary Antibodies are guaranteed for 1 year from date of receipt.

For more information on our 100% guarantee, please visit www.novusbio.com/guarantee

Earn gift cards/discounts by submitting a review: www.novusbio.com/reviews/submit/NBP2-73548

Earn gift cards/discounts by submitting a publication using this product:
www.novusbio.com/publications

