

Product Datasheet

Nectin-1/PVRL1 Antibody (OTI6F8) - Azide and BSA Free NBP2-72929

Unit Size: 100 ug

Store at -20C. Avoid freeze-thaw cycles.

www.novusbio.com



technical@novusbio.com

Protocols, Publications, Related Products, Reviews, Research Tools and Images at:
www.novusbio.com/NBP2-72929

Updated 7/11/2021 v.20.1

Earn rewards for product
reviews and publications.

Submit a publication at www.novusbio.com/publications

Submit a review at www.novusbio.com/reviews/destination/NBP2-72929



NBP2-72929

Nectin-1/PVRL1 Antibody (OTI6F8) - Azide and BSA Free

Product Information	
Unit Size	100 ug
Concentration	LYOPH mg/ml
Storage	Store at -20C. Avoid freeze-thaw cycles.
Clonality	Monoclonal
Clone	OTI6F8
Preservative	No Preservative
Reconstitution Instructions	Reconstitute with PBS (pH 7.3). To use this carrier-free antibody for conjugation experiments, another round of desalting is highly recommended.
Isotype	IgG1
Purity	Immunogen affinity purified
Buffer	Lyophilized from PBS (pH 7.3) with 8% Trehalose
Target Molecular Weight	54 kDa

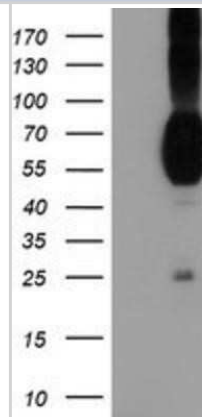
Product Description	
Host	Mouse
Gene ID	5818
Gene Symbol	NECTIN1
Species	Human
Immunogen	Full length human recombinant protein of human PVRL1(NP_002846) produced in HEK293T cell.

Product Application Details	
Applications	Western Blot, Immunocytochemistry/ Immunofluorescence, Immunohistochemistry, Immunohistochemistry-Paraffin
Recommended Dilutions	Western Blot 1:2000, Immunohistochemistry 1:150, Immunocytochemistry/ Immunofluorescence 1:100, Immunohistochemistry-Paraffin 1:150

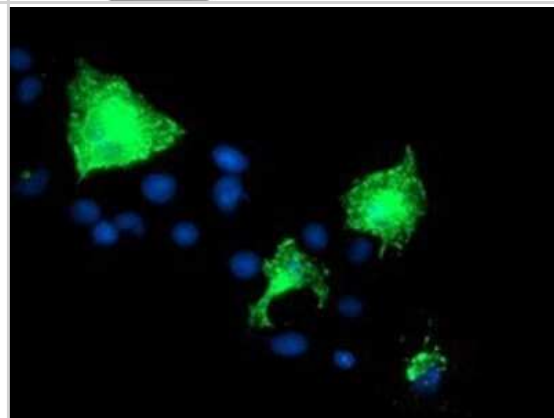


Images

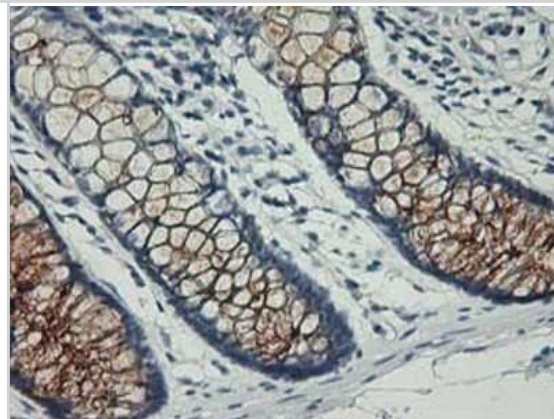
Western Blot: Nectin-1/PVRL1 Antibody (OTI6F8) - Azide and BSA Free [NBP2-72929] - HEK293T cells were transfected with the pCMV6-ENTRY control (Left lane) or pCMV6-ENTRY PVRL1 (Right lane) cDNA for 48 hrs and lysed. Equivalent amounts of cell lysates (5 ug per lane) were separated by SDS-PAGE and immunoblotted with anti-PVRL1.



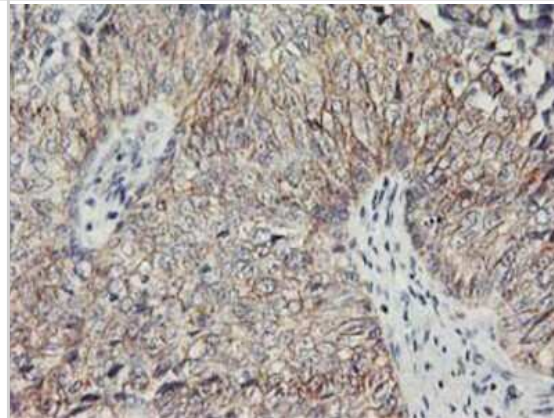
Immunocytochemistry/Immunofluorescence: Nectin-1/PVRL1 Antibody (OTI6F8) - Azide and BSA Free [NBP2-72929] - Staining of COS7 cells transiently transfected by pCMV6-ENTRY PVRL1.



Immunohistochemistry: Nectin-1/PVRL1 Antibody (OTI6F8) - Azide and BSA Free [NBP2-72929] - Staining of paraffin-embedded Adenocarcinoma of Human ovary tissue using anti-PVRL1 mouse monoclonal antibody.



Immunohistochemistry: Nectin-1/PVRL1 Antibody (OTI6F8) - Azide and BSA Free [NBP2-72929] - Staining of paraffin-embedded Carcinoma of Human bladder tissue using anti-PVRL1 mouse monoclonal antibody.





Novus Biologicals USA

10730 E. Briarwood Avenue
Centennial, CO 80112
USA
Phone: 303.730.1950
Toll Free: 1.888.506.6887
Fax: 303.730.1966
nb-customerservice@bio-techne.com

Bio-Techne Canada

21 Canmotor Ave
Toronto, ON M8Z 4E6
Canada
Phone: 905.827.6400
Toll Free: 855.668.8722
Fax: 905.827.6402
canada.inquires@bio-techne.com

Bio-Techne Ltd

19 Barton Lane
Abingdon Science Park
Abingdon, OX14 3NB, United Kingdom
Phone: (44) (0) 1235 529449
Free Phone: 0800 37 34 15
Fax: (44) (0) 1235 533420
info.EMEA@bio-techne.com

General Contact Information

www.novusbio.com
Technical Support: nb-technical@bio-techne.com
Orders: nb-customerservice@bio-techne.com
General: novus@novusbio.com

Products Related to NBP2-72929

HAF007	Goat anti-Mouse IgG Secondary Antibody [HRP]
NB720-B	Rabbit anti-Mouse IgG (H+L) Secondary Antibody [Biotin]
NBP1-97005-0.5mg	Mouse IgG1 Isotype Control (MG1)
NBP1-86554PEP	Nectin-1/PVRL1 Recombinant Protein Antigen

Limitations

This product is for research use only and is not approved for use in humans or in clinical diagnosis. Primary Antibodies are guaranteed for 1 year from date of receipt.

For more information on our 100% guarantee, please visit www.novusbio.com/guarantee

Earn gift cards/discounts by submitting a review: www.novusbio.com/reviews/submit/NBP2-72929

Earn gift cards/discounts by submitting a publication using this product:
www.novusbio.com/publications

