

# Product Datasheet

## MGRN1 Antibody (OTI3C3) - Azide and BSA Free NBP2-72665

Unit Size: 100 ug

Store at -20C. Avoid freeze-thaw cycles.

[www.novusbio.com](http://www.novusbio.com)



[technical@novusbio.com](mailto:technical@novusbio.com)

Protocols, Publications, Related Products, Reviews, Research Tools and Images at:  
[www.novusbio.com/NBP2-72665](http://www.novusbio.com/NBP2-72665)

Updated 9/20/2021 v.20.1

Earn rewards for product  
reviews and publications.

Submit a publication at [www.novusbio.com/publications](http://www.novusbio.com/publications)

Submit a review at [www.novusbio.com/reviews/destination/NBP2-72665](http://www.novusbio.com/reviews/destination/NBP2-72665)



**NBP2-72665**

MGRN1 Antibody (OTI3C3) - Azide and BSA Free

**Product Information**

<b>Unit Size</b>	100 ug
<b>Concentration</b>	LYOPH mg/ml
<b>Storage</b>	Store at -20C. Avoid freeze-thaw cycles.
<b>Clonality</b>	Monoclonal
<b>Clone</b>	OTI3C3
<b>Preservative</b>	No Preservative
<b>Reconstitution Instructions</b>	Reconstitute with PBS (pH 7.3). To use this carrier-free antibody for conjugation experiments, another round of desalting is highly recommended.
<b>Isotype</b>	IgG1
<b>Purity</b>	Immunogen affinity purified
<b>Buffer</b>	Lyophilized from PBS (pH 7.3) with 8% Trehalose
<b>Target Molecular Weight</b>	63 kDa

**Product Description**


<b>Host</b>	Mouse
<b>Gene ID</b>	23295
<b>Gene Symbol</b>	MGRN1
<b>Species</b>	Human, Mouse, Rat, Monkey, Primate
<b>Reactivity Notes</b>	Please note that this antibody is reactive to Mouse and derived from the same host, Mouse. Mouse-On-Mouse blocking reagent may be needed for IHC and ICC experiments to reduce high background signal. You can find these reagents under catalog numbers PK-2200-NB and MP-2400-NB. Please contact Technical Support if you have any questions.
<b>Immunogen</b>	Full length human recombinant protein of human MGRN1 (NP_056061) produced in HEK293T cell.

**Product Application Details**

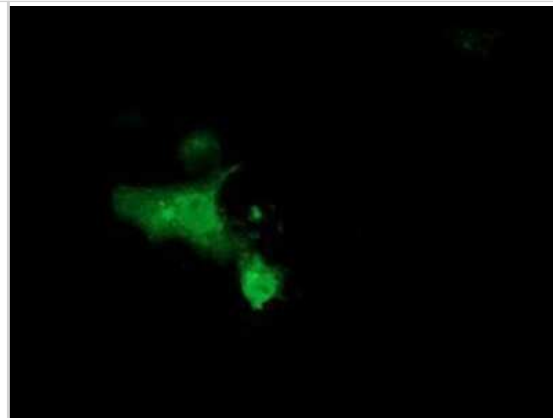
<b>Applications</b>	Western Blot, Flow Cytometry, Immunocytochemistry/ Immunofluorescence, CyTOF-ready
<b>Recommended Dilutions</b>	Western Blot 1:500-2000, Flow Cytometry 1:100, Immunocytochemistry/ Immunofluorescence 1:100, CyTOF-ready

**Images**

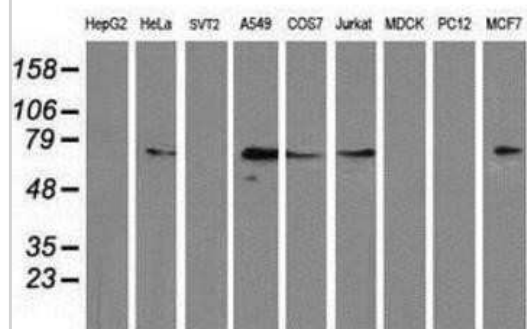
Western Blot: MGRN1 Antibody (OTI3C3) - Azide and BSA Free [NBP2-72665] - HEK293T cells were transfected with the pCMV6-ENTRY control (Left lane) or pCMV6-ENTRY MGRN1 (Right lane) cDNA for 48 hrs and lysed. Equivalent amounts of cell lysates (5 ug per lane) were separated by SDS-PAGE and immunoblotted with anti-MGRN1.



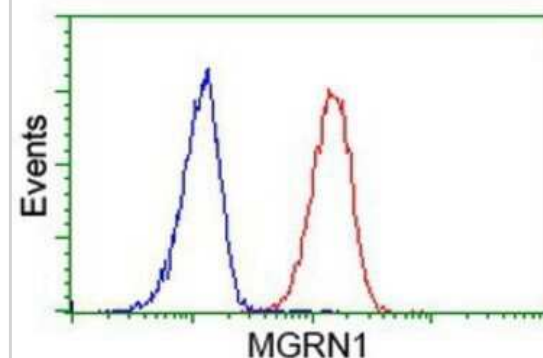
Flow Cytometry: MGRN1 Antibody (OTI3C3) - Azide and BSA Free [NBP2-72665] - Staining of COS7 cells transiently transfected by pCMV6-ENTRY MGRN1.



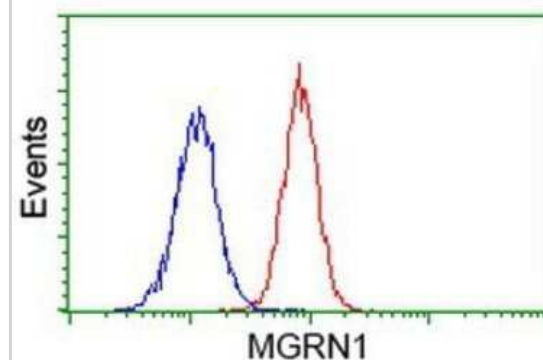
Western Blot: MGRN1 Antibody (OTI3C3) - Azide and BSA Free [NBP2-72665] - Analysis of extracts (35ug) from 9 different cell lines by using anti-MGRN1 monoclonal antibody.



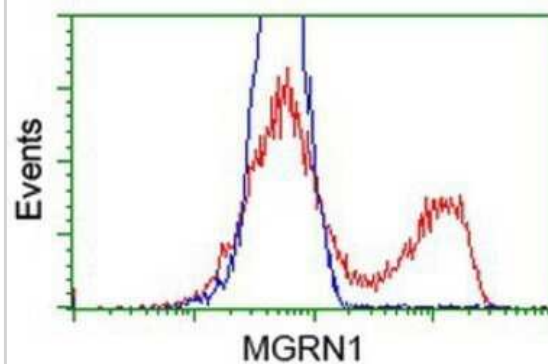
Flow Cytometry: MGRN1 Antibody (OTI3C3) - Azide and BSA Free [NBP2-72665] - Analysis of HeLa cells, using anti-MGRN1 antibody, (Red), compared to a nonspecific negative control antibody (Blue).



Flow Cytometry: MGRN1 Antibody (OTI3C3) - Azide and BSA Free [NBP2-72665] - Analysis of Jurkat cells, using anti-MGRN1 antibody, (Red), compared to a nonspecific negative control antibody (Blue).



Flow Cytometry: MGRN1 Antibody (OTI3C3) - Azide and BSA Free [NBP2-72665] - HEK293T cells transfected with either overexpression plasmid (Red) or empty vector control plasmid (Blue) were immunostaining by anti-MGRN1 antibody, and then analyzed by flow cytometry.





### **Novus Biologicals USA**

10730 E. Briarwood Avenue  
Centennial, CO 80112  
USA  
Phone: 303.730.1950  
Toll Free: 1.888.506.6887  
Fax: 303.730.1966  
nb-customerservice@bio-techne.com

### **Bio-Techne Canada**

21 Canmotor Ave  
Toronto, ON M8Z 4E6  
Canada  
Phone: 905.827.6400  
Toll Free: 855.668.8722  
Fax: 905.827.6402  
canada.inquires@bio-techne.com

### **Bio-Techne Ltd**

19 Barton Lane  
Abingdon Science Park  
Abingdon, OX14 3NB, United Kingdom  
Phone: (44) (0) 1235 529449  
Free Phone: 0800 37 34 15  
Fax: (44) (0) 1235 533420  
info.EMEA@bio-techne.com

### **General Contact Information**

[www.novusbio.com](http://www.novusbio.com)  
Technical Support: nb-technical@bio-techne.com  
Orders: nb-customerservice@bio-techne.com  
General: novus@novusbio.com

### **Products Related to NBP2-72665**

---

HAF007	Goat anti-Mouse IgG Secondary Antibody [HRP]
NB720-B	Rabbit anti-Mouse IgG (H+L) Secondary Antibody [Biotin]
NBP1-97005-0.5mg	Mouse IgG1 Isotype Control (MG1)
H00023295-P01-10ug	Recombinant Human MGRN1 GST (N-Term) Protein

---

### **Limitations**

This product is for research use only and is not approved for use in humans or in clinical diagnosis. Primary Antibodies are guaranteed for 1 year from date of receipt.

For more information on our 100% guarantee, please visit [www.novusbio.com/guarantee](http://www.novusbio.com/guarantee)

Earn gift cards/discounts by submitting a review: [www.novusbio.com/reviews/submit/NBP2-72665](http://www.novusbio.com/reviews/submit/NBP2-72665)

Earn gift cards/discounts by submitting a publication using this product:  
[www.novusbio.com/publications](http://www.novusbio.com/publications)

