

Product Datasheet

GSTO2 Antibody (OTI2A12) - Azide and BSA Free NBP2-72371

Unit Size: 100 ug

Store at -20C. Avoid freeze-thaw cycles.

www.novusbio.com



technical@novusbio.com

Protocols, Publications, Related Products, Reviews, Research Tools and Images at:
www.novusbio.com/NBP2-72371

Updated 3/3/2021 v.20.1

Earn rewards for product
reviews and publications.

Submit a publication at www.novusbio.com/publications

Submit a review at www.novusbio.com/reviews/destination/NBP2-72371



NBP2-72371

GSTO2 Antibody (OTI2A12) - Azide and BSA Free

Product Information

Unit Size	100 ug
Concentration	LYOPH mg/ml
Storage	Store at -20C. Avoid freeze-thaw cycles.
Clonality	Monoclonal
Clone	OTI2A12
Preservative	No Preservative
Reconstitution Instructions	Reconstitute with PBS (pH 7.3). To use this carrier-free antibody for conjugation experiments, another round of desalting is highly recommended.
Isotype	IgG2a
Purity	Immunogen affinity purified
Buffer	Lyophilized from PBS (pH 7.3) with 8% Trehalose
Target Molecular Weight	28.1 kDa

Product Description

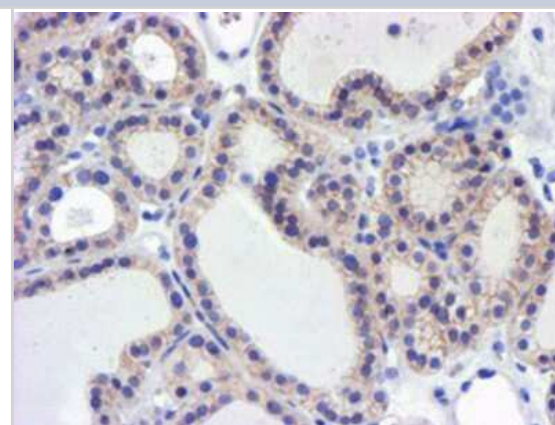
Host	Mouse
Gene ID	119391
Gene Symbol	GSTO2
Species	Human, Rat
Immunogen	Full length human recombinant protein of human GSTO2(NP_899062) produced in HEK293T cell.

Product Application Details

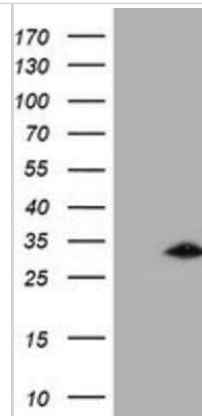
Applications	Western Blot, Flow Cytometry, Immunohistochemistry
Recommended Dilutions	Western Blot 1:2000, Flow Cytometry, Immunohistochemistry 1:150

Images

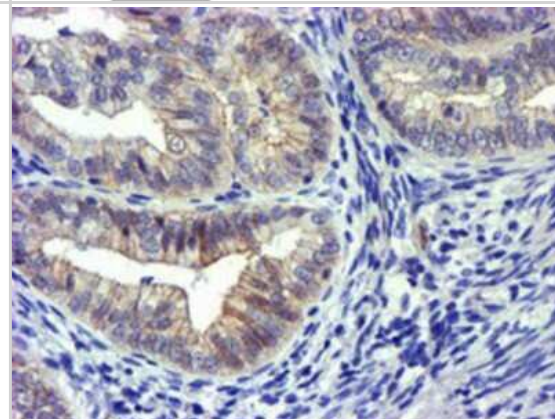
Immunohistochemistry: GSTO2 Antibody (OTI2A12) - Azide and BSA Free [NBP2-72371] - Staining of paraffin-embedded Carcinoma of Human thyroid tissue using anti-GSTO2 mouse monoclonal antibody.



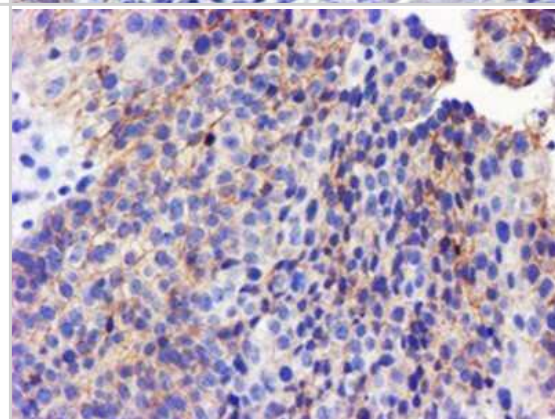
Flow Cytometry: GSTO2 Antibody (OTI2A12) - Azide and BSA Free [NBP2-72371] - HEK293T cells were transfected with the pCMV6-ENTRY control (Left lane) or pCMV6-ENTRY GSTO2 (Right lane) cDNA for 48 hrs and lysed. Equivalent amounts of cell lysates (5 ug per lane) were separated by SDS-PAGE and immunoblotted with anti-GSTO2.



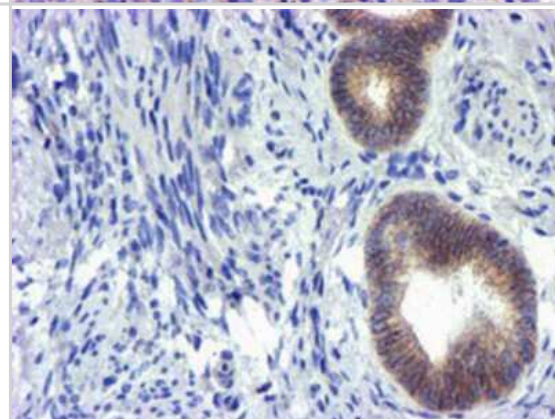
Immunohistochemistry: GSTO2 Antibody (OTI2A12) - Azide and BSA Free [NBP2-72371] - Staining of paraffin-embedded Adenocarcinoma of Human endometrium tissue using anti-GSTO2 mouse monoclonal antibody.



Immunohistochemistry: GSTO2 Antibody (OTI2A12) - Azide and BSA Free [NBP2-72371] - Staining of paraffin-embedded Carcinoma of Human bladder tissue using anti-GSTO2 mouse monoclonal antibody.



Immunohistochemistry: GSTO2 Antibody (OTI2A12) - Azide and BSA Free [NBP2-72371] - Staining of paraffin-embedded Human endometrium tissue using anti-GSTO2 mouse monoclonal antibody.





Novus Biologicals USA

10730 E. Briarwood Avenue
Centennial, CO 80112
USA
Phone: 303.730.1950
Toll Free: 1.888.506.6887
Fax: 303.730.1966
nb-customerservice@bio-techne.com

Bio-Techne Canada

21 Canmotor Ave
Toronto, ON M8Z 4E6
Canada
Phone: 905.827.6400
Toll Free: 855.668.8722
Fax: 905.827.6402
canada.inquires@bio-techne.com

Bio-Techne Ltd

19 Barton Lane
Abingdon Science Park
Abingdon, OX14 3NB, United Kingdom
Phone: (44) (0) 1235 529449
Free Phone: 0800 37 34 15
Fax: (44) (0) 1235 533420
info.EMEA@bio-techne.com

General Contact Information

www.novusbio.com
Technical Support: nb-technical@bio-
techne.com
Orders: nb-customerservice@bio-techne.com
General: novus@novusbio.com

Products Related to NBP2-72371

HAF007	Goat anti-Mouse IgG Secondary Antibody [HRP]
NB720-B	Rabbit anti-Mouse IgG (H+L) Secondary Antibody [Biotin]
NBP1-96778	Mouse IgG2a Isotype Control (M2A)
NBP1-99012-50ug	Recombinant Human GSTO2 His Protein

Limitations

This product is for research use only and is not approved for use in humans or in clinical diagnosis. Primary Antibodies are guaranteed for 1 year from date of receipt.

For more information on our 100% guarantee, please visit www.novusbio.com/guarantee

Earn gift cards/discounts by submitting a review: www.novusbio.com/reviews/submit/NBP2-72371

Earn gift cards/discounts by submitting a publication using this product:
www.novusbio.com/publications

