

Product Datasheet

CYB5R1 Antibody (OTI4B7) - Azide and BSA Free NBP2-71943

Unit Size: 100 ug

Store at -20C. Avoid freeze-thaw cycles.

www.novusbio.com



technical@novusbio.com

Protocols, Publications, Related Products, Reviews, Research Tools and Images at:
www.novusbio.com/NBP2-71943

Updated 9/20/2021 v.20.1

Earn rewards for product
reviews and publications.

Submit a publication at www.novusbio.com/publications

Submit a review at www.novusbio.com/reviews/destination/NBP2-71943



NBP2-71943

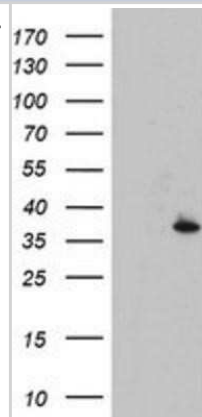
CYB5R1 Antibody (OTI4B7) - Azide and BSA Free

| Product Information | |
|-----------------------------|-------------------------------------------------------------------------------------------------------------------------------------------------------------------------------------------------------------------------------------------------------------------------------------------------------------------------------------------------|
| Unit Size | 100 ug |
| Concentration | LYOPH mg/ml |
| Storage | Store at -20C. Avoid freeze-thaw cycles. |
| Clonality | Monoclonal |
| Clone | OTI4B7 |
| Preservative | No Preservative |
| Reconstitution Instructions | Reconstitute with PBS (pH 7.3). To use this carrier-free antibody for conjugation experiments, another round of desalting is highly recommended. |
| Isotype | IgG1 |
| Purity | Immunogen affinity purified |
| Buffer | Lyophilized from PBS (pH 7.3) with 8% Trehalose |
| Target Molecular Weight | 33.9 kDa |
| Product Description | |
| Host | Mouse |
| Gene ID | 51706 |
| Gene Symbol | CYB5R1 |
| Species | Human, Mouse, Rat |
| Reactivity Notes | Please note that this antibody is reactive to Mouse and derived from the same host, Mouse. Mouse-On-Mouse blocking reagent may be needed for IHC and ICC experiments to reduce high background signal. You can find these reagents under catalog numbers PK-2200-NB and MP-2400-NB. Please contact Technical Support if you have any questions. |
| Immunogen | Full length human recombinant protein of human CYB5R1(NP_057327) produced in HEK293T cell. |
| Product Application Details | |
| Applications | Western Blot, Immunocytochemistry/ Immunofluorescence, Immunohistochemistry |
| Recommended Dilutions | Western Blot 1:2000, Immunohistochemistry 1:150, Immunocytochemistry/ Immunofluorescence 1:100 |

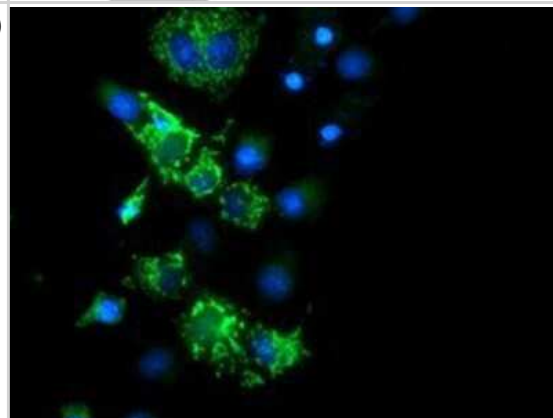


Images

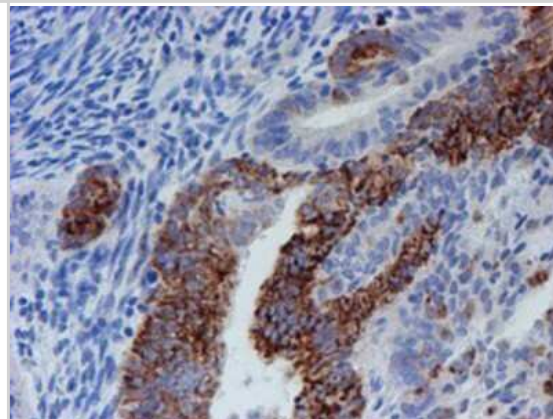
Western Blot: CYB5R1 Antibody (OTI4B7) - Azide and BSA Free [NBP2-71943] - HEK293T cells were transfected with the pCMV6-ENTRY control (Left lane) or pCMV6-ENTRY CYB5R1 (Right lane) cDNA for 48 hrs and lysed. Equivalent amounts of cell lysates (5 ug per lane) were separated by SDS-PAGE and immunoblotted with anti-CYB5R1.



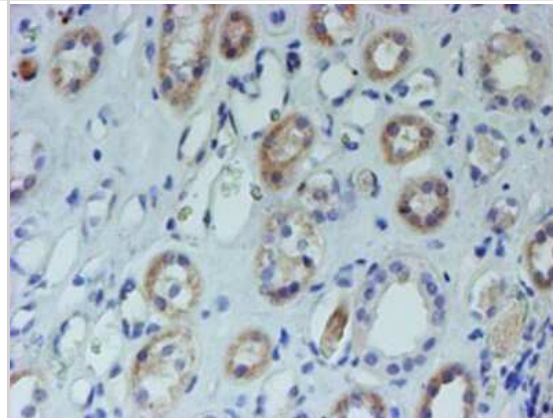
Immunocytochemistry/Immunofluorescence: CYB5R1 Antibody (OTI4B7) - Azide and BSA Free [NBP2-71943] - Staining of COS7 cells transiently transfected by pCMV6-ENTRY CYB5R1.



Immunohistochemistry: CYB5R1 Antibody (OTI4B7) - Azide and BSA Free [NBP2-71943] - Staining of paraffin-embedded Adenocarcinoma of Human endometrium tissue using anti-CYB5R1 mouse monoclonal antibody.



Immunohistochemistry: CYB5R1 Antibody (OTI4B7) - Azide and BSA Free [NBP2-71943] - Staining of paraffin-embedded Human Kidney tissue using anti-CYB5R1 mouse monoclonal antibody.





Novus Biologicals USA

10730 E. Briarwood Avenue
Centennial, CO 80112
USA
Phone: 303.730.1950
Toll Free: 1.888.506.6887
Fax: 303.730.1966
nb-customerservice@bio-techne.com

Bio-Techne Canada

21 Canmotor Ave
Toronto, ON M8Z 4E6
Canada
Phone: 905.827.6400
Toll Free: 855.668.8722
Fax: 905.827.6402
canada.inquires@bio-techne.com

Bio-Techne Ltd

19 Barton Lane
Abingdon Science Park
Abingdon, OX14 3NB, United Kingdom
Phone: (44) (0) 1235 529449
Free Phone: 0800 37 34 15
Fax: (44) (0) 1235 533420
info.EMEA@bio-techne.com

General Contact Information

www.novusbio.com
Technical Support: nb-technical@bio-techne.com
Orders: nb-customerservice@bio-techne.com
General: novus@novusbio.com

Products Related to NBP2-71943

| | |
|------------------|---------------------------------------------------------|
| HAF007 | Goat anti-Mouse IgG Secondary Antibody [HRP] |
| NB720-B | Rabbit anti-Mouse IgG (H+L) Secondary Antibody [Biotin] |
| NBP1-97005-0.5mg | Mouse IgG1 Isotype Control (MG1) |
| NBP2-22980 | Recombinant Human CYB5R1 His Protein |

Limitations

This product is for research use only and is not approved for use in humans or in clinical diagnosis. Primary Antibodies are guaranteed for 1 year from date of receipt.

For more information on our 100% guarantee, please visit www.novusbio.com/guarantee

Earn gift cards/discounts by submitting a review: www.novusbio.com/reviews/submit/NBP2-71943

Earn gift cards/discounts by submitting a publication using this product:
www.novusbio.com/publications

