

# Product Datasheet

## CD117/c-kit Antibody (OTI2B12) - Azide and BSA Free NBP2-71076

Unit Size: 100 ug

Store at -20C. Avoid freeze-thaw cycles.

[www.novusbio.com](http://www.novusbio.com)



[technical@novusbio.com](mailto:technical@novusbio.com)

Protocols, Publications, Related Products, Reviews, Research Tools and Images at:  
[www.novusbio.com/NBP2-71076](http://www.novusbio.com/NBP2-71076)

Updated 10/14/2020 v.20.1

Earn rewards for product  
reviews and publications.

Submit a publication at [www.novusbio.com/publications](http://www.novusbio.com/publications)

Submit a review at [www.novusbio.com/reviews/destination/NBP2-71076](http://www.novusbio.com/reviews/destination/NBP2-71076)



**NBP2-71076**

CD117/c-kit Antibody (OTI2B12) - Azide and BSA Free

**Product Information**

<b>Unit Size</b>	100 ug
<b>Concentration</b>	LYOPH mg/ml
<b>Storage</b>	Store at -20C. Avoid freeze-thaw cycles.
<b>Clonality</b>	Monoclonal
<b>Clone</b>	OTI2B12
<b>Preservative</b>	No Preservative
<b>Reconstitution Instructions</b>	Reconstitute with PBS (pH 7.3). To use this carrier-free antibody for conjugation experiments, another round of desalting is highly recommended.
<b>Isotype</b>	IgG2b
<b>Purity</b>	Immunogen affinity purified
<b>Buffer</b>	Lyophilized from PBS (pH 7.3) with 8% Trehalose
<b>Target Molecular Weight</b>	109.7 kDa

**Product Description**


<b>Host</b>	Mouse
<b>Gene ID</b>	3815
<b>Gene Symbol</b>	KIT
<b>Species</b>	Human
<b>Immunogen</b>	Human recombinant protein fragment corresponding to amino acids 27-308 of human KIT(NP_000213) produced in E.coli.

**Product Application Details**

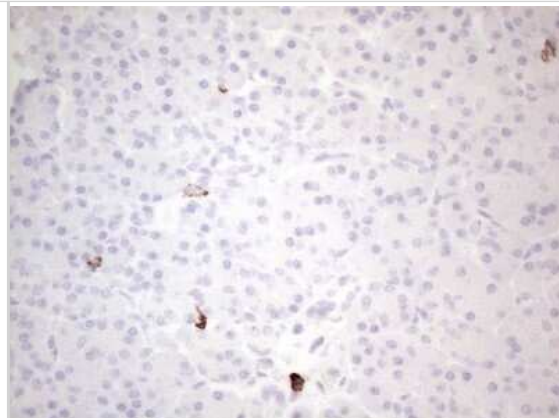
<b>Applications</b>	Western Blot, Immunohistochemistry, Immunohistochemistry-Paraffin
<b>Recommended Dilutions</b>	Western Blot 1:2000, Immunohistochemistry 1:150, Immunohistochemistry-Paraffin

**Images**

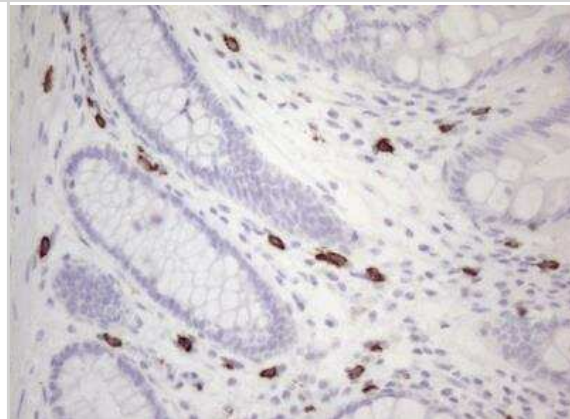
Western Blot: CD117/c-kit Antibody (OTI2B12) - Azide and BSA Free [NBP2-71076] - HEK293T cells were transfected with the pCMV6-ENTRY control (Left lane) or pCMV6-ENTRY KIT ( Right lane) cDNA for 48 hrs and lysed. Equivalent amounts of cell lysates (5 ug per lane) were separated by SDS-PAGE and immunoblotted with anti-KIT (1:2000). Positive lysates.



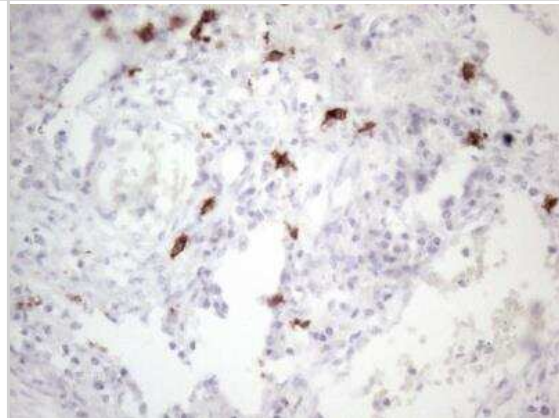
Immunohistochemistry-Paraffin: CD117/c-kit Antibody (OTI2B12) - Azide and BSA Free [NBP2-71076] - Analysis of Human pancreas tissue. (Heat-induced epitope retrieval by 1mM EDTA in 10mM Tris buffer (pH8.5) at 120C for 3 min)



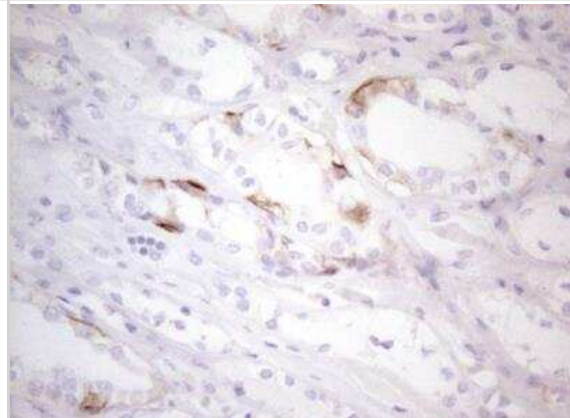
Immunohistochemistry-Paraffin: CD117/c-kit Antibody (OTI2B12) - Azide and BSA Free [NBP2-71076] - Staining of Human colon tissue within the normal limits using anti-KIT mouse monoclonal antibody. (Heat-induced epitope retrieval by 1mM EDTA in 10mM Tris buffer (pH8.5) at 120 degrees C for 3min.



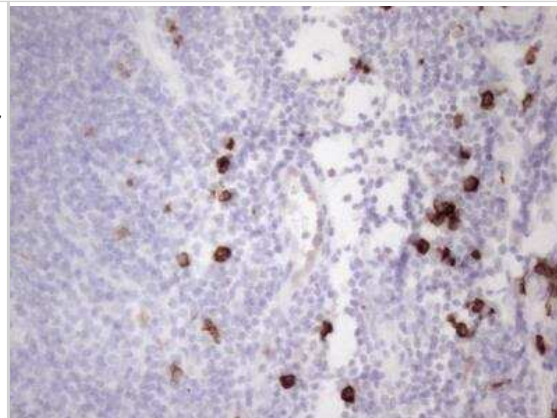
Immunohistochemistry-Paraffin: CD117/c-kit Antibody (OTI2B12) - Azide and BSA Free [NBP2-71076] - Staining of Adenocarcinoma of Human colon tissue using anti-KIT mouse monoclonal antibody. (Heat-induced epitope retrieval by 1mM EDTA in 10mM Tris buffer (pH8.5) at 120 degrees C for 3min.



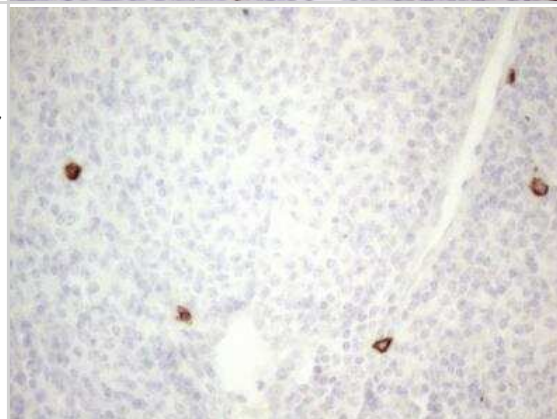
Immunohistochemistry-Paraffin: CD117/c-kit Antibody (OTI2B12) - Azide and BSA Free [NBP2-71076] - Staining of paraffin-embedded Human Kidney tissue within the normal limits using anti-KIT mouse monoclonal antibody. (Heat-induced epitope retrieval by 1mM EDTA in 10mM Tris buffer (pH8.5) at 120 degrees C for 3min.



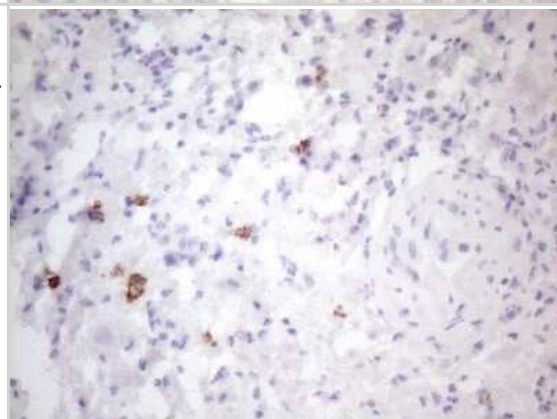
Immunohistochemistry-Paraffin: CD117/c-kit Antibody (OTI2B12) - Azide and BSA Free [NBP2-71076] - Staining of Carcinoma of Human thyroid tissue using anti-KIT mouse monoclonal antibody. (Heat-induced epitope retrieval by 1mM EDTA in 10mM Tris buffer (pH8.5) at 120 degrees C for 3min.



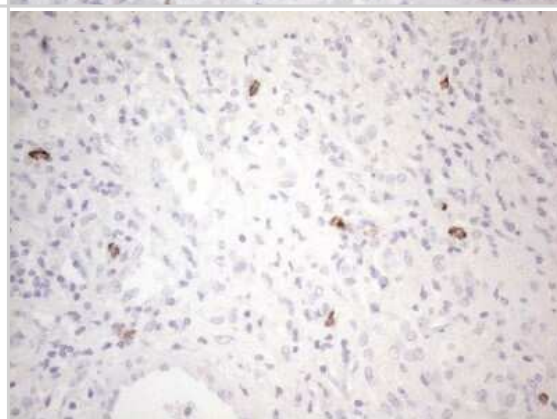
Immunohistochemistry-Paraffin: CD117/c-kit Antibody (OTI2B12) - Azide and BSA Free [NBP2-71076] - Staining of Human lymphoma tissue using anti-KIT mouse monoclonal antibody. (Heat-induced epitope retrieval by 1mM EDTA in 10mM Tris buffer (pH8.5) at 120 degrees C for 3min.



Immunohistochemistry: CD117/c-kit Antibody (OTI2B12) - Azide and BSA Free [NBP2-71076] - Analysis of Carcinoma of Human bladder tissue. (Heat-induced epitope retrieval by 1mM EDTA in 10mM Tris buffer (pH8.5) at 120C for 3 min)

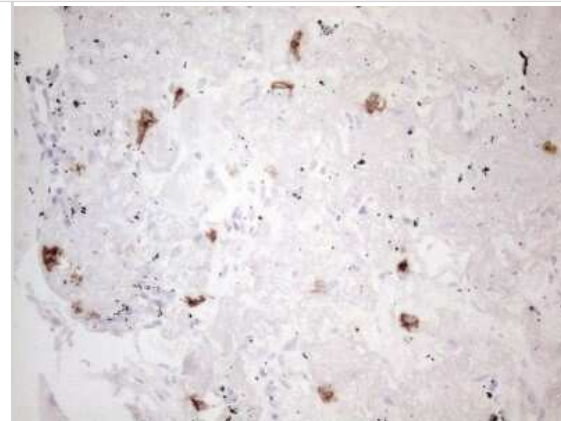


Immunohistochemistry: CD117/c-kit Antibody (OTI2B12) - Azide and BSA Free [NBP2-71076] - Analysis of Carcinoma of Human liver tissue. (Heat-induced epitope retrieval by 1mM EDTA in 10mM Tris buffer (pH8.5) at 120C for 3 min)

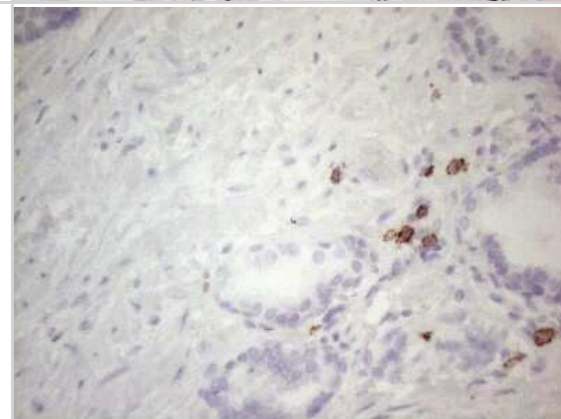




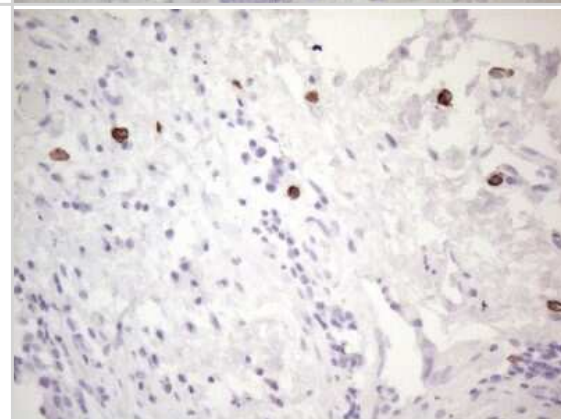
Immunohistochemistry: CD117/c-kit Antibody (OTI2B12) - Azide and BSA Free [NBP2-71076] - Analysis of Carcinoma of Human lung tissue. (Heat-induced epitope retrieval by 1mM EDTA in 10mM Tris buffer (pH8.5) at 120C for 3 min)



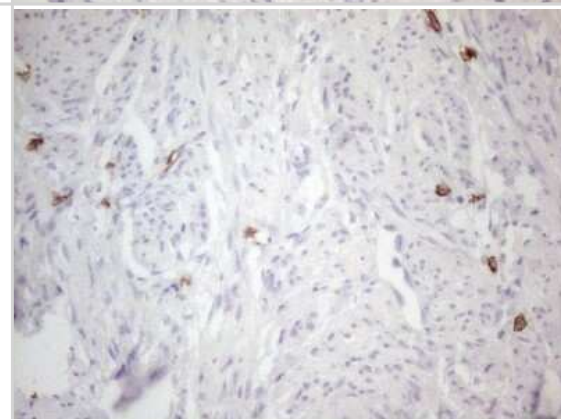
Immunohistochemistry: CD117/c-kit Antibody (OTI2B12) - Azide and BSA Free [NBP2-71076] - Analysis of Carcinoma of Human prostate tissue. (Heat-induced epitope retrieval by 1mM EDTA in 10mM Tris buffer (pH8.5) at 120C for 3 min)



Immunohistochemistry: CD117/c-kit Antibody (OTI2B12) - Azide and BSA Free [NBP2-71076] - Analysis of Human bladder tissue. (Heat-induced epitope retrieval by 1mM EDTA in 10mM Tris buffer (pH8.5) at 120C for 3 min)(1:150)



Immunohistochemistry: CD117/c-kit Antibody (OTI2B12) - Azide and BSA Free [NBP2-71076] - Analysis of Human endometrium tissue. (Heat-induced epitope retrieval by 1mM EDTA in 10mM Tris buffer (pH8.5) at 120C for 3 min)





### **Novus Biologicals USA**

10730 E. Briarwood Avenue  
Centennial, CO 80112  
USA  
Phone: 303.730.1950  
Toll Free: 1.888.506.6887  
Fax: 303.730.1966  
nb-customerservice@bio-techne.com

### **Bio-Techne Canada**

21 Canmotor Ave  
Toronto, ON M8Z 4E6  
Canada  
Phone: 905.827.6400  
Toll Free: 855.668.8722  
Fax: 905.827.6402  
canada.inquires@bio-techne.com

### **Bio-Techne Ltd**

19 Barton Lane  
Abingdon Science Park  
Abingdon, OX14 3NB, United Kingdom  
Phone: (44) (0) 1235 529449  
Free Phone: 0800 37 34 15  
Fax: (44) (0) 1235 533420  
info.EMEA@bio-techne.com

### **General Contact Information**

[www.novusbio.com](http://www.novusbio.com)  
Technical Support: nb-technical@bio-techne.com  
Orders: nb-customerservice@bio-techne.com  
General: novus@novusbio.com

### **Products Related to NBP2-71076**

---

HAF007	Goat anti-Mouse IgG Secondary Antibody [HRP]
NB720-B	Rabbit anti-Mouse IgG (H+L) Secondary Antibody [Biotin]
NBP2-27231	Mouse IgG2b Isotype Control (MPC-11)
NBP1-85593PEP	CD117/c-kit Recombinant Protein Antigen

---

### **Limitations**

This product is for research use only and is not approved for use in humans or in clinical diagnosis. Primary Antibodies are guaranteed for 1 year from date of receipt.

For more information on our 100% guarantee, please visit [www.novusbio.com/guarantee](http://www.novusbio.com/guarantee)

Earn gift cards/discounts by submitting a review: [www.novusbio.com/reviews/submit/NBP2-71076](http://www.novusbio.com/reviews/submit/NBP2-71076)

Earn gift cards/discounts by submitting a publication using this product:  
[www.novusbio.com/publications](http://www.novusbio.com/publications)

