

# Product Datasheet

## FGF-13 Antibody (OTI7E8) - Azide and BSA Free NBP2-70721

Unit Size: 100 ug

Store at -20C. Avoid freeze-thaw cycles.

[www.novusbio.com](http://www.novusbio.com)



[technical@novusbio.com](mailto:technical@novusbio.com)

Protocols, Publications, Related Products, Reviews, Research Tools and Images at:  
[www.novusbio.com/NBP2-70721](http://www.novusbio.com/NBP2-70721)

Updated 9/20/2021 v.20.1

Earn rewards for product  
reviews and publications.

Submit a publication at [www.novusbio.com/publications](http://www.novusbio.com/publications)

Submit a review at [www.novusbio.com/reviews/destination/NBP2-70721](http://www.novusbio.com/reviews/destination/NBP2-70721)



**NBP2-70721**

FGF-13 Antibody (OTI7E8) - Azide and BSA Free

| Product Information         |  |
|-----------------------------|--|
| Unit Size                   | 100 ug   |
| Concentration               | LYOPH mg/ml  |
| Storage                     | Store at -20C. Avoid freeze-thaw cycles.   |
| Clonality                   | Monoclonal   |
| Clone                       | OTI7E8   |
| Preservative                | No Preservative  |
| Reconstitution Instructions | Reconstitute with PBS (pH 7.3). To use this carrier-free antibody for conjugation experiments, another round of desalting is highly recommended. |
| Isotype                     | IgG1   |
| Purity                      | Immunogen affinity purified  |
| Buffer                      | Lyophilized from PBS (pH 7.3) with 8% Trehalose  |
| Target Molecular Weight     | 27.4 kDa   |


| Product Description |   |
|---------------------|---|
| Host                | Mouse   |
| Gene ID             | 2258  |
| Gene Symbol         | FGF13   |
| Species             | Human, Mouse, Rat   |
| Reactivity Notes    | Please note that this antibody is reactive to Mouse and derived from the same host, Mouse. Mouse-On-Mouse blocking reagent may be needed for IHC and ICC experiments to reduce high background signal. You can find these reagents under catalog numbers PK-2200-NB and MP-2400-NB. Please contact Technical Support if you have any questions. |
| Immunogen           | Full length human recombinant protein of human FGF13(NP_004105) produced in E.coli.   |

| Product Application Details |   |
|-----------------------------|---|
| Applications                | Western Blot, Immunohistochemistry              |
| Recommended Dilutions       | Western Blot 1:2000, Immunohistochemistry 1:150 |

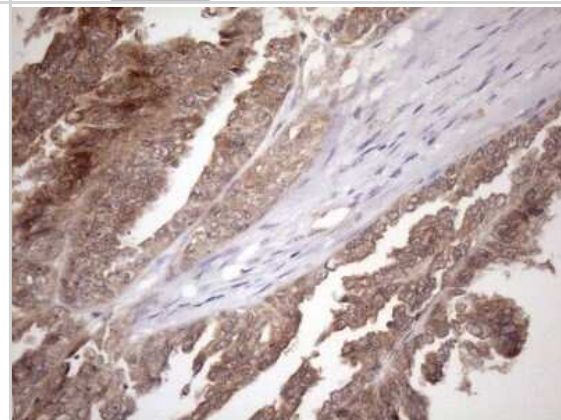


## Images

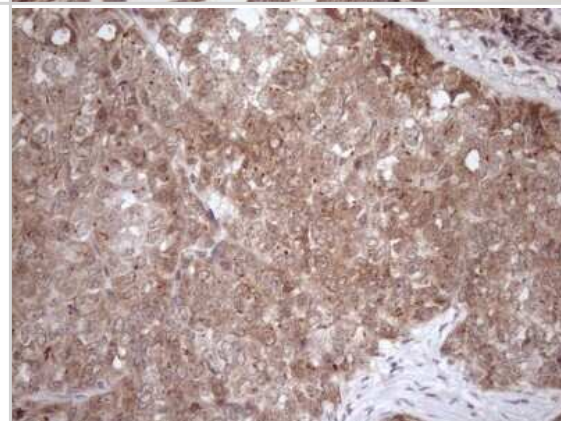
Western Blot: FGF-13 Antibody (OTI7E8) - Azide and BSA Free [NBP2-70721] - Analysis of HEK293T cells were transfected with the pCMV6-ENTRY control (Left lane) or pCMV6-ENTRY FGF-13 .



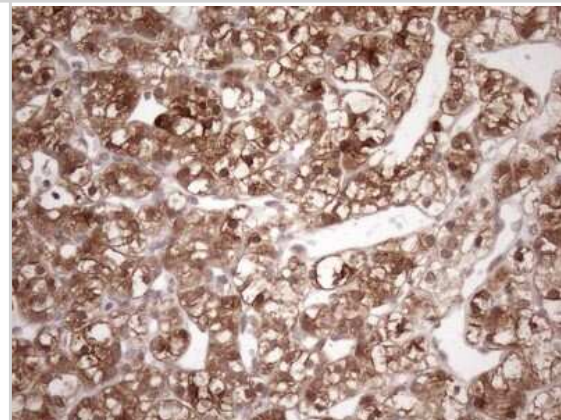
Immunohistochemistry: FGF-13 Antibody (OTI7E8) - Azide and BSA Free [NBP2-70721] - Analysis of Adenocarcinoma of Human ovary tissue. (Heat-induced epitope retrieval by 1mM EDTA in 10mM Tris buffer (pH8.5) at 120C for 3 min)



Immunohistochemistry: FGF-13 Antibody (OTI7E8) - Azide and BSA Free [NBP2-70721] - Analysis of Adenocarcinoma of Human endometrium tissue. (Heat-induced epitope retrieval by 1mM EDTA in 10mM Tris buffer (pH8.5) at 120C for 3 min)



Immunohistochemistry: FGF-13 Antibody (OTI7E8) - Azide and BSA Free [NBP2-70721] - Analysis of Carcinoma of Human kidney tissue. (Heat-induced epitope retrieval by 1mM EDTA in 10mM Tris buffer (pH8.5) at 120C for 3 min)





### **Novus Biologicals USA**

10730 E. Briarwood Avenue  
Centennial, CO 80112  
USA  
Phone: 303.730.1950  
Toll Free: 1.888.506.6887  
Fax: 303.730.1966  
nb-customerservice@bio-techne.com

### **Bio-Techne Canada**

21 Canmotor Ave  
Toronto, ON M8Z 4E6  
Canada  
Phone: 905.827.6400  
Toll Free: 855.668.8722  
Fax: 905.827.6402  
canada.inquires@bio-techne.com

### **Bio-Techne Ltd**

19 Barton Lane  
Abingdon Science Park  
Abingdon, OX14 3NB, United Kingdom  
Phone: (44) (0) 1235 529449  
Free Phone: 0800 37 34 15  
Fax: (44) (0) 1235 533420  
info.EMEA@bio-techne.com

### **General Contact Information**

www.novusbio.com  
Technical Support: nb-technical@bio-techne.com  
Orders: nb-customerservice@bio-techne.com  
General: novus@novusbio.com

### **Products Related to NBP2-70721**

---

|                  |   |
|------------------|---|
| HAF007           | Goat anti-Mouse IgG Secondary Antibody [HRP]            |
| NB720-B          | Rabbit anti-Mouse IgG (H+L) Secondary Antibody [Biotin] |
| NBP1-97005-0.5mg | Mouse IgG1 Isotype Control (MG1)                        |
| NBP2-35009-5ug   | Recombinant Human FGF-13 Protein                        |

---

### **Limitations**

This product is for research use only and is not approved for use in humans or in clinical diagnosis. Primary Antibodies are guaranteed for 1 year from date of receipt.

For more information on our 100% guarantee, please visit [www.novusbio.com/guarantee](http://www.novusbio.com/guarantee)

Earn gift cards/discounts by submitting a review: [www.novusbio.com/reviews/submit/NBP2-70721](http://www.novusbio.com/reviews/submit/NBP2-70721)

Earn gift cards/discounts by submitting a publication using this product:  
[www.novusbio.com/publications](http://www.novusbio.com/publications)

