

Product Datasheet

CD4 Antibody (OTI5D9) - Azide and BSA Free NBP2-70357

Unit Size: 100 ug

Store at -20C. Avoid freeze-thaw cycles.

www.novusbio.com



technical@novusbio.com

Publications: 1

Protocols, Publications, Related Products, Reviews, Research Tools and Images at:
www.novusbio.com/NBP2-70357

Updated 9/9/2025 v.20.1

Earn rewards for product
reviews and publications.

Submit a publication at www.novusbio.com/publications

Submit a review at www.novusbio.com/reviews/destination/NBP2-70357



NBP2-70357

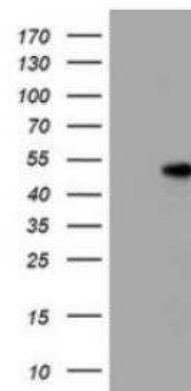
CD4 Antibody (OTI5D9) - Azide and BSA Free

Product Information	
Unit Size	100 ug
Concentration	LYOPH mg/ml
Storage	Store at -20C. Avoid freeze-thaw cycles.
Clonality	Monoclonal
Clone	OTI5D9
Preservative	No Preservative
Reconstitution Instructions	we recommend adding 100uL distilled water to a final antibody concentration of about 1 mg/mL. To use this carrier-free antibody for conjugation experiment, we strongly recommend performing another round of desalting process.
Isotype	IgG2a
Purity	Immunogen affinity purified
Buffer	Lyophilized from PBS (pH 7.3) with 8% Trehalose
Target Molecular Weight	48.3 kDa
Product Description	
Description	Novus Biologicals Mouse CD4 Antibody (OTI5D9) - Azide and BSA Free (NBP2-46149) is a monoclonal antibody validated for use in IHC and WB. Anti-CD4 Antibody: Cited in 1 publication. All Novus Biologicals antibodies are covered by our 100% guarantee.
Host	Mouse
Gene ID	920
Gene Symbol	CD4
Species	Human, Monkey
Immunogen	Full length human recombinant protein of human CD4 Antibody (NP_000607) produced in HEK293T cell.
Product Application Details	
Applications	Western Blot, Immunohistochemistry-Paraffin, Immunohistochemistry
Recommended Dilutions	Western Blot 1:2000, Immunohistochemistry 1:150, Immunohistochemistry-Paraffin

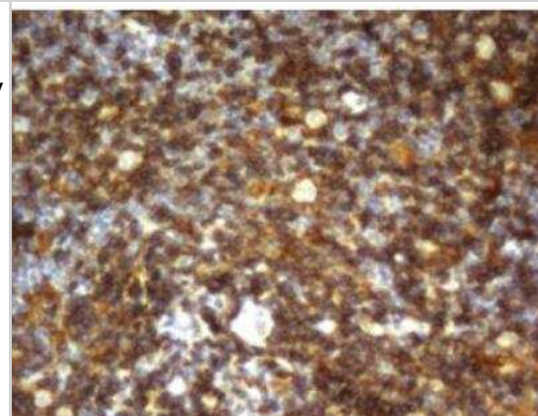


Images

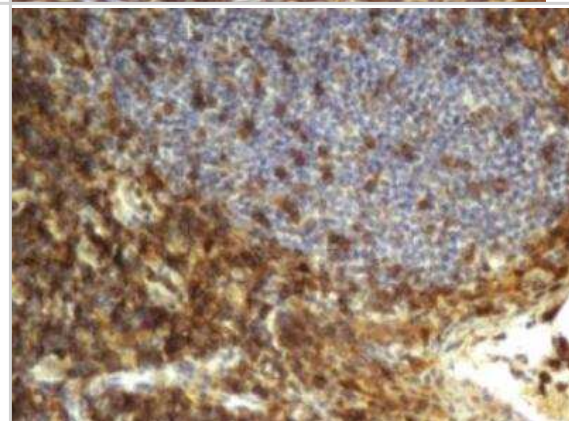
Western Blot: CD4 Antibody (OTI5D9) - Azide and BSA Free [NBP2-70357] - HEK293T cells were transfected with the pCMV6-ENTRY control (Left lane) or pCMV6-ENTRY CD4 (Right lane) cDNA for 48 hrs and lysed. Equivalent amounts of cell lysates (5 ug per lane) were separated by SDS-PAGE and immunoblotted with anti-CD4. Positive lysates .



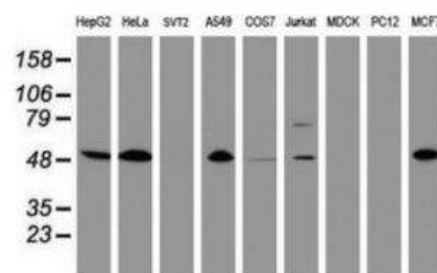
Immunohistochemistry-Paraffin: CD4 Antibody (OTI5D9) - Azide and BSA Free [NBP2-70357] - Staining of Human lymphoma tissue using anti-CD4 mouse monoclonal antibody. (Heat-induced epitope retrieval by 10mM citric buffer, pH6.0, 100 degrees C for 10min.



CD4 Antibody (OTI5D9) - Azide and BSA Free [NBP2-70357] - Staining of paraffin-embedded Human tonsil within the normal limits using anti-CD4 mouse monoclonal antibody. (Heat-induced epitope retrieval by 10mM citric buffer, pH6.0, 100 degrees C for 10 min.



CD4 Antibody (OTI5D9) - Azide and BSA Free [NBP2-70357] - Analysis of extracts (35ug) from 9 different cell lines by using anti-CD4 monoclonal antibody (HepG2: human; HeLa: human; SVT2: mouse; A549: human; COS7: monkey; Jurkat: human; MDCK: canine; PC12: rat; MCF7: human).



Publications

Hussein Alnajar, Hiranmayi Ravichandran, André Figueiredo Rendeiro, Kentaro Ohara, Wael Al Zoughbi, Jyothi Manohar, Noah Greco, Michael Sigouros, Jesse Fox, Emily Muth, Samuel Angiuoli, Bishoy Faltas, Michael Shusterman, Cora N. Sternberg, Olivier Elemento, Juan Miguel Mosquera Tumor-immune microenvironment revealed by Imaging Mass Cytometry in a metastatic sarcomatoid urothelial carcinoma with a prolonged response to pembrolizumab Cold Spring Harbor Molecular Case Studies 2022-04-01 [PMID: 35483877]





Novus Biologicals USA

10730 E. Briarwood Avenue
Centennial, CO 80112
USA
Phone: 303.730.1950
Toll Free: 1.888.506.6887
Fax: 303.730.1966
nb-customerservice@bio-techne.com

Bio-Techne Canada

21 Canmotor Ave
Toronto, ON M8Z 4E6
Canada
Phone: 905.827.6400
Toll Free: 855.668.8722
Fax: 905.827.6402
canada.inquires@bio-techne.com

Bio-Techne Ltd

19 Barton Lane
Abingdon Science Park
Abingdon, OX14 3NB, United Kingdom
Phone: (44) (0) 1235 529449
Free Phone: 0800 37 34 15
Fax: (44) (0) 1235 533420
info.EMEA@bio-techne.com

General Contact Information

www.novusbio.com
Technical Support: nb-technical@bio-techne.com
Orders: nb-customerservice@bio-techne.com
General: novus@novusbio.com

Products Related to NBP2-70357

HAF007	Goat anti-Mouse IgG Secondary Antibody [HRP]
NB720-B	Rabbit anti-Mouse IgG (H+L) Secondary Antibody [Biotin]
NBP1-96778	Mouse IgG2a Isotype Control (M2A)
NBP1-19371PEP	CD4 Antibody Blocking Peptide

Limitations

This product is for research use only and is not approved for use in humans or in clinical diagnosis. Primary Antibodies are guaranteed for 1 year from date of receipt.

For more information on our 100% guarantee, please visit www.novusbio.com/guarantee

Earn gift cards/discounts by submitting a review: www.novusbio.com/reviews/submit/NBP2-70357

Earn gift cards/discounts by submitting a publication using this product:
www.novusbio.com/publications

