

Product Datasheet

Arginase 1/ARG1/liver Arginase Antibody (OTI4E6) - Azide and BSA Free NBP2-70204

Unit Size: 100 ug

Store at -20C. Avoid freeze-thaw cycles.

www.novusbio.com



technical@novusbio.com

Protocols, Publications, Related Products, Reviews, Research Tools and Images at:
www.novusbio.com/NBP2-70204

Updated 12/18/2023 v.20.1

Earn rewards for product
reviews and publications.

Submit a publication at www.novusbio.com/publications

Submit a review at www.novusbio.com/reviews/destination/NBP2-70204



NBP2-70204

Arginase 1/ARG1/liver Arginase Antibody (OTI4E6) - Azide and BSA Free

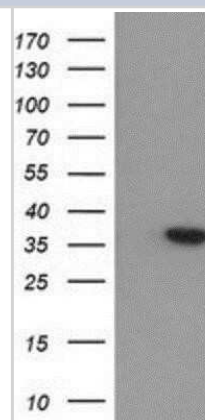
Product Information	
Unit Size	100 ug
Concentration	LYOPH mg/ml
Storage	Store at -20C. Avoid freeze-thaw cycles.
Clonality	Monoclonal
Clone	OTI4E6
Preservative	No Preservative
Reconstitution Instructions	Reconstitute with PBS (pH 7.3). To use this carrier-free antibody for conjugation experiments, another round of desalting is highly recommended.
Isotype	IgG1
Purity	Immunogen affinity purified
Buffer	Lyophilized from PBS (pH 7.3) with 8% Trehalose
Target Molecular Weight	34.6 kDa

Product Description	
Host	Mouse
Gene ID	383
Gene Symbol	ARG1
Species	Human, Mouse, Rat
Reactivity Notes	Mouse reactivity reported in scientific literature (PMID: 31575880). Please note that this antibody is reactive to Mouse and derived from the same host, Mouse. Mouse-On-Mouse blocking reagent may be needed for IHC and ICC experiments to reduce high background signal. You can find these reagents under catalog numbers PK-2200-NB and MP-2400-NB. Please contact Technical Support if you have any questions.
Immunogen	Full length human recombinant protein of human ARG1 (NP_000036) produced in HEK293T cell.

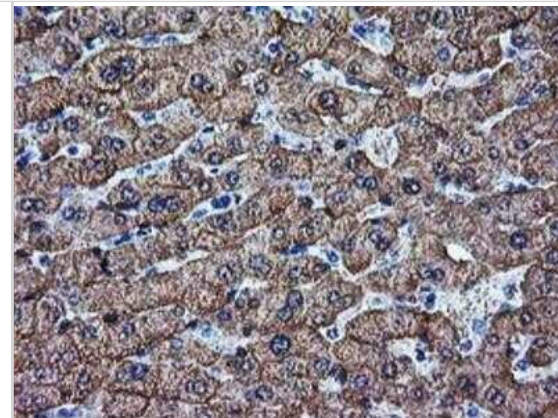
Product Application Details	
Applications	Western Blot, Flow Cytometry, Immunohistochemistry, Immunohistochemistry-Paraffin, CyTOF-ready
Recommended Dilutions	Western Blot 1:1000-2000, Flow Cytometry 1:100, Immunohistochemistry 1:50, Immunohistochemistry-Paraffin 1:50, CyTOF-ready

Images

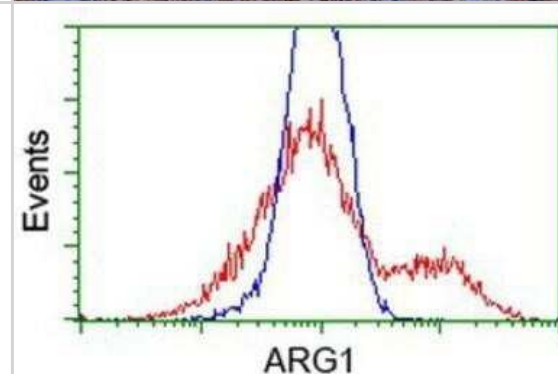
Western Blot: Arginase 1/ARG1/liver Arginase Antibody (OTI4E6) - Azide and BSA Free [NBP2-70204] - HEK293T cells were transfected with the pCMV6-ENTRY control (Left lane) or pCMV6-ENTRY liver Arginase (Right lane) cDNA for 48 hrs and lysed. Equivalent amounts of cell lysates (5 ug per lane) were separated by SDS-PAGE and immunoblotted with anti-liver A



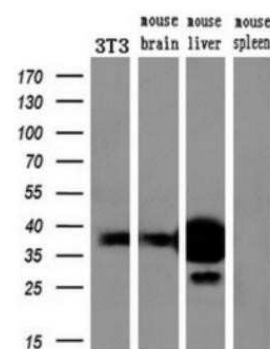
Immunohistochemistry: Arginase 1/ARG1/liver Arginase Antibody (OTI4E6) - Azide and BSA Free [NBP2-70204] - Staining of paraffin-embedded Human liver tissue using anti-liver Arginase mouse monoclonal antibody.



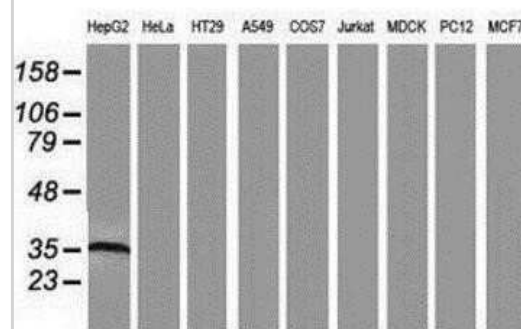
Flow Cytometry: Arginase 1/ARG1/liver Arginase Antibody (OTI4E6) - Azide and BSA Free [NBP2-70204] - HEK293T cells transfected with either overexpression plasmid (Red) or empty vector control plasmid (Blue) were immunostaining by anti-liver Arginase antibody, and then analyzed by flow cytometry.



Western Blot: Arginase 1/ARG1/liver Arginase Antibody (OTI4E6) - Azide and BSA Free [NBP2-70204] - Analysis of extracts (10ug) from a mouse cell line and 3 different mouse tissues by using antiARG1 monoclonal antibody.(1:200)



Western Blot: Arginase 1/ARG1/liver Arginase Antibody (OTI4E6) - Azide and BSA Free [NBP2-70204] - Analysis of extracts (35ug) from 9 different cell lines by using anti-liver Arginase monoclonal antibody.





Novus Biologicals USA

10730 E. Briarwood Avenue
Centennial, CO 80112
USA
Phone: 303.730.1950
Toll Free: 1.888.506.6887
Fax: 303.730.1966
nb-customerservice@bio-techne.com

Bio-Techne Canada

21 Canmotor Ave
Toronto, ON M8Z 4E6
Canada
Phone: 905.827.6400
Toll Free: 855.668.8722
Fax: 905.827.6402
canada.inquires@bio-techne.com

Bio-Techne Ltd

19 Barton Lane
Abingdon Science Park
Abingdon, OX14 3NB, United Kingdom
Phone: (44) (0) 1235 529449
Free Phone: 0800 37 34 15
Fax: (44) (0) 1235 533420
info.EMEA@bio-techne.com

General Contact Information

www.novusbio.com
Technical Support: nb-technical@bio-techne.com
Orders: nb-customerservice@bio-techne.com
General: novus@novusbio.com

Products Related to NBP2-70204

HAF007	Goat anti-Mouse IgG Secondary Antibody [HRP]
NB720-B	Rabbit anti-Mouse IgG (H+L) Secondary Antibody [Biotin]
NBP1-97005-0.5mg	Mouse IgG1 Isotype Control (MG1)
NBP1-87455PEP	Arginase 1/ARG1/liver Arginase Recombinant Protein Antigen

Limitations

This product is for research use only and is not approved for use in humans or in clinical diagnosis. Primary Antibodies are guaranteed for 1 year from date of receipt.

For more information on our 100% guarantee, please visit www.novusbio.com/guarantee

Earn gift cards/discounts by submitting a review: www.novusbio.com/reviews/submit/NBP2-70204

Earn gift cards/discounts by submitting a publication using this product:
www.novusbio.com/publications

