

Product Datasheet

alpha-Fetoprotein/AFP Antibody (OTI2A9) - Azide and BSA Free **NBP2-70103**

Unit Size: 100 ug

Store at -20C. Avoid freeze-thaw cycles.

www.novusbio.com



technical@novusbio.com

Protocols, Publications, Related Products, Reviews, Research Tools and Images at:
www.novusbio.com/NBP2-70103

Updated 5/27/2021 v.20.1

Earn rewards for product reviews and publications.

Submit a publication at www.novusbio.com/publications

Submit a review at www.novusbio.com/reviews/destination/NBP2-70103



NBP2-70103

alpha-Fetoprotein/AFP Antibody (OTI2A9) - Azide and BSA Free

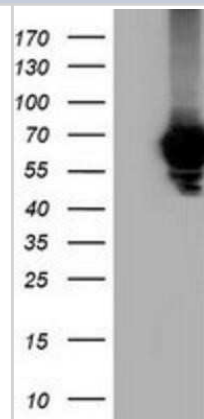
Product Information	
Unit Size	100 ug
Concentration	LYOPH mg/ml
Storage	Store at -20C. Avoid freeze-thaw cycles.
Clonality	Monoclonal
Clone	OTI2A9
Preservative	No Preservative
Reconstitution Instructions	Reconstitute with PBS (pH 7.3). To use this carrier-free antibody for conjugation experiments, another round of desalting is highly recommended.
Isotype	IgG2b
Purity	Immunogen affinity purified
Buffer	Lyophilized from PBS (pH 7.3) with 8% Trehalose
Target Molecular Weight	66.3 kDa

Product Description	
Host	Mouse
Gene ID	174
Gene Symbol	AFP
Species	Human, Canine, Primate, Monkey
Immunogen	Full length human recombinant protein of human AFP (NP_001125) produced in HEK293T cell.

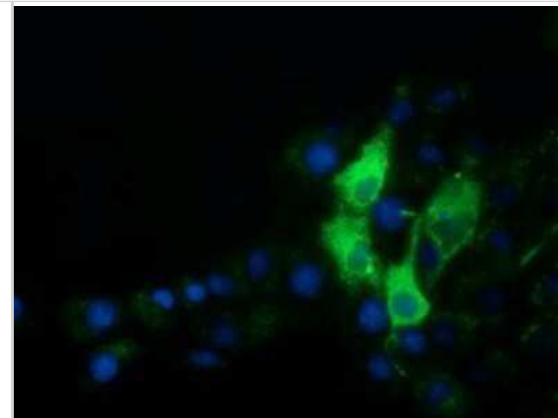
Product Application Details	
Applications	Western Blot, Flow Cytometry, Immunocytochemistry/ Immunofluorescence, Immunohistochemistry, CyTOF-ready
Recommended Dilutions	Western Blot 1:200-500, Flow Cytometry 1:100, Immunohistochemistry 1:150, Immunocytochemistry/ Immunofluorescence 1:100, CyTOF-ready

Images

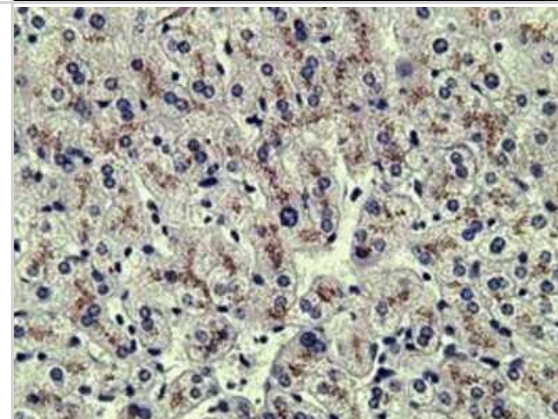
Western Blot: alpha-Fetoprotein/AFP Antibody (OTI2A9) - Azide and BSA Free [NBP2-70103] - HEK293T cells were transfected with the pCMV6-ENTRY control (Left lane) or pCMV6-ENTRY Alpha 1 Fetoprotein (Right lane) cDNA for 48 hrs and lysed. Equivalent amounts of cell lysates (5 ug per lane) were separated by SDS-PAGE and immunoblotted with anti-A1



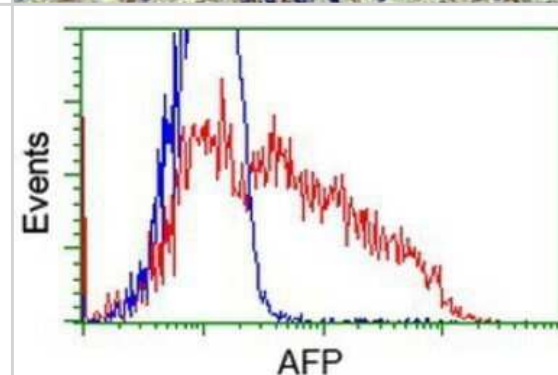
Immunocytochemistry/Immunofluorescence: alpha-Fetoprotein/AFP Antibody (OTI2A9) - Azide and BSA Free [NBP2-70103] - Staining of COS7 cells transiently transfected by pCMV6-ENTRY Alpha 1 Fetoprotein.



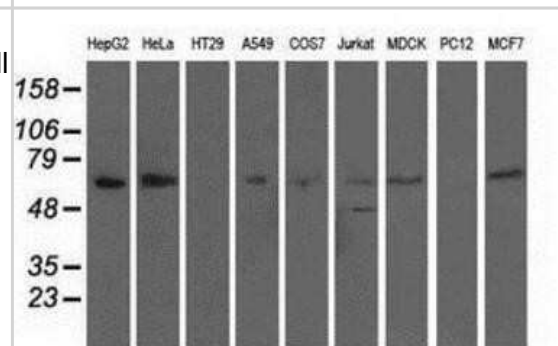
Immunohistochemistry: alpha-Fetoprotein/AFP Antibody (OTI2A9) - Azide and BSA Free [NBP2-70103] - Staining of paraffin-embedded Human liver tissue using anti-Alpha 1 Fetoprotein mouse monoclonal antibody.



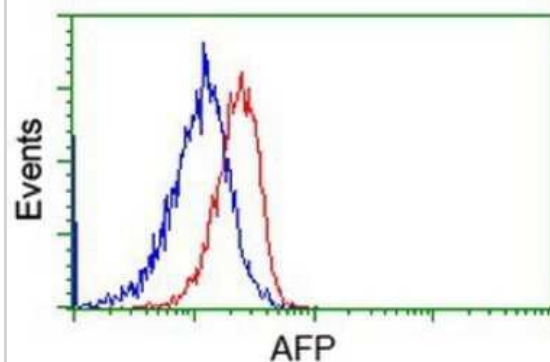
Flow Cytometry: alpha-Fetoprotein/AFP Antibody (OTI2A9) - Azide and BSA Free [NBP2-70103] - HEK293T cells transfected with either overexpression plasmid (Red) or empty vector control plasmid (Blue) were immunostaining by anti-Alpha 1 Fetoprotein antibody, and then analyzed by flow cytometry.



Western Blot: alpha-Fetoprotein/AFP Antibody (OTI2A9) - Azide and BSA Free [NBP2-70103] - Analysis of extracts (35ug) from 9 different cell lines by using anti-Alpha 1 Fetoprotein monoclonal antibody.



Flow Cytometry: alpha-Fetoprotein/AFP Antibody (OTI2A9) - Azide and BSA Free [NBP2-70103] - Analysis of Jurkat cells, using anti-Alpha 1 Fetoprotein antibody, (Red), compared to a nonspecific negative control antibody (Blue).





Novus Biologicals USA

10730 E. Briarwood Avenue
Centennial, CO 80112
USA
Phone: 303.730.1950
Toll Free: 1.888.506.6887
Fax: 303.730.1966
nb-customerservice@bio-techne.com

Bio-Techne Canada

21 Canmotor Ave
Toronto, ON M8Z 4E6
Canada
Phone: 905.827.6400
Toll Free: 855.668.8722
Fax: 905.827.6402
canada.inquires@bio-techne.com

Bio-Techne Ltd

19 Barton Lane
Abingdon Science Park
Abingdon, OX14 3NB, United Kingdom
Phone: (44) (0) 1235 529449
Free Phone: 0800 37 34 15
Fax: (44) (0) 1235 533420
info.EMEA@bio-techne.com

General Contact Information

www.novusbio.com
Technical Support: nb-technical@bio-techne.com
Orders: nb-customerservice@bio-techne.com
General: novus@novusbio.com

Products Related to NBP2-70103

HAF007	Goat anti-Mouse IgG Secondary Antibody [HRP]
NB720-B	Rabbit anti-Mouse IgG (H+L) Secondary Antibody [Biotin]
NBP2-27231	Mouse IgG2b Isotype Control (MPC-11)
NBP2-52171-0.05mg	Recombinant Human alpha-Fetoprotein/AFP His Protein

Limitations

This product is for research use only and is not approved for use in humans or in clinical diagnosis. Primary Antibodies are guaranteed for 1 year from date of receipt.

For more information on our 100% guarantee, please visit www.novusbio.com/guarantee

Earn gift cards/discounts by submitting a review: www.novusbio.com/reviews/submit/NBP2-70103

Earn gift cards/discounts by submitting a publication using this product:
www.novusbio.com/publications

