

# Product Datasheet

## OTP Antibody NBP2-68751

Unit Size: 100 ul

Store at 4C short term. Aliquot and store at -20C long term. Avoid freeze-thaw cycles.

[www.novusbio.com](http://www.novusbio.com)



[technical@novusbio.com](mailto:technical@novusbio.com)

Protocols, Publications, Related Products, Reviews, Research Tools and Images at:  
[www.novusbio.com/NBP2-68751](http://www.novusbio.com/NBP2-68751)

Updated 9/13/2023 v.20.1

Earn rewards for product  
reviews and publications.

Submit a publication at [www.novusbio.com/publications](http://www.novusbio.com/publications)

Submit a review at [www.novusbio.com/reviews/destination/NBP2-68751](http://www.novusbio.com/reviews/destination/NBP2-68751)



**NBP2-68751**

OTP Antibody

Product Information	
Unit Size	100 ul
Concentration	Concentrations vary lot to lot. See vial label for concentration. If unlisted please contact technical services.
Storage	Store at 4C short term. Aliquot and store at -20C long term. Avoid freeze-thaw cycles.
Clonality	Polyclonal
Preservative	0.02% Sodium Azide
Isotype	IgG
Purity	Protein A purified
Buffer	PBS (pH 7.2) and 40% Glycerol

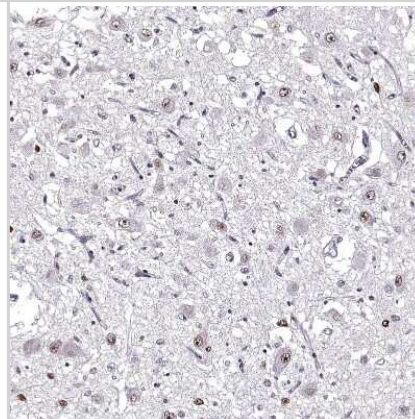
Product Description	
Host	Rabbit
Gene ID	23440
Gene Symbol	OTP
Species	Human
Immunogen	This antibody was developed against a recombinant protein corresponding to amino acids: GRQQAMAQSLSQCSLAAGPPPNSMGLSNSLAGSNGAGLQSHLYQPAFPGMV PASLPGPSNVSGSPQLCSPDSSDVWRGTSIASLRRKALEHTVSMSFT

Product Application Details	
Applications	Immunohistochemistry, Immunohistochemistry-Paraffin
Recommended Dilutions	Immunohistochemistry 1:20 - 1:50, Immunohistochemistry-Paraffin 1:20 - 1:50
Application Notes	Recommended conditions for IHC, Retrieval method: HIER pH6

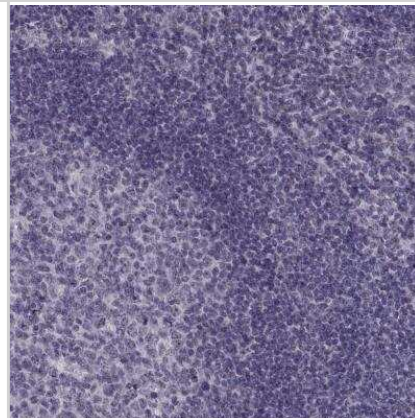


## Images

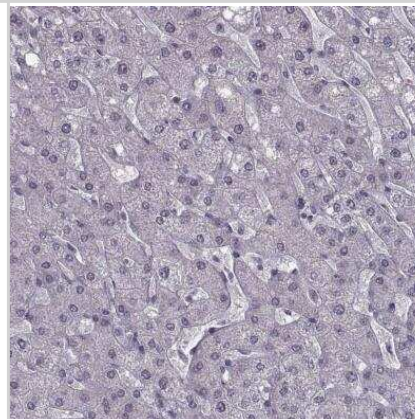
Immunohistochemistry-Paraffin: OTP Antibody [NBP2-68751] - Staining of human hypothalamus shows nuclear positivity in neurons.



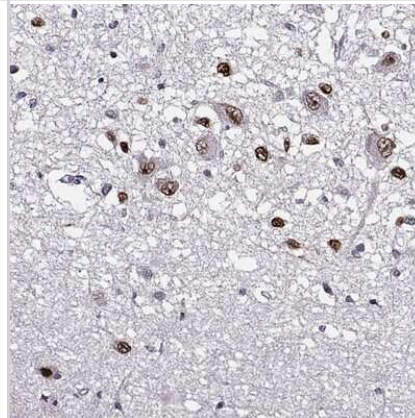
Immunohistochemistry-Paraffin: OTP Antibody [NBP2-68751] - Staining of human tonsil shows no positivity in germinal center cells as expected.



Immunohistochemistry-Paraffin: OTP Antibody [NBP2-68751] - Staining of human liver shows no positivity in hepatocytes as expected.



Immunohistochemistry-Paraffin: OTP Antibody [NBP2-68751] - Immunohistochemical staining of human hypothalamus shows strong nuclear positivity in subsets of neuronal cells.





### **Novus Biologicals USA**

10730 E. Briarwood Avenue  
Centennial, CO 80112  
USA  
Phone: 303.730.1950  
Toll Free: 1.888.506.6887  
Fax: 303.730.1966  
nb-customerservice@bio-techne.com

### **Bio-Techne Canada**

21 Canmotor Ave  
Toronto, ON M8Z 4E6  
Canada  
Phone: 905.827.6400  
Toll Free: 855.668.8722  
Fax: 905.827.6402  
canada.inquires@bio-techne.com

### **Bio-Techne Ltd**

19 Barton Lane  
Abingdon Science Park  
Abingdon, OX14 3NB, United Kingdom  
Phone: (44) (0) 1235 529449  
Free Phone: 0800 37 34 15  
Fax: (44) (0) 1235 533420  
info.EMEA@bio-techne.com

### **General Contact Information**

www.novusbio.com  
Technical Support: nb-technical@bio-  
techne.com  
Orders: nb-customerservice@bio-techne.com  
General: novus@novusbio.com

### **Limitations**

This product is for research use only and is not approved for use in humans or in clinical diagnosis. Primary Antibodies are guaranteed for 1 year from date of receipt.

For more information on our 100% guarantee, please visit [www.novusbio.com/guarantee](http://www.novusbio.com/guarantee)

Earn gift cards/discounts by submitting a review: [www.novusbio.com/reviews/submit/NBP2-68751](http://www.novusbio.com/reviews/submit/NBP2-68751)

Earn gift cards/discounts by submitting a publication using this product:  
[www.novusbio.com/publications](http://www.novusbio.com/publications)

