

Product Datasheet

SUZ12 Antibody (JJ09-04)

NBP2-67888

Unit Size: 100 ul

Store at 4C short term. Aliquot and store at -20C long term. Avoid freeze-thaw cycles.

www.novusbio.com



technical@novusbio.com

Protocols, Publications, Related Products, Reviews, Research Tools and Images at:
www.novusbio.com/NBP2-67888

Updated 1/3/2023 v.20.1

Earn rewards for product
reviews and publications.

Submit a publication at www.novusbio.com/publications

Submit a review at www.novusbio.com/reviews/destination/NBP2-67888



NBP2-67888

SUZ12 Antibody (JJ09-04)

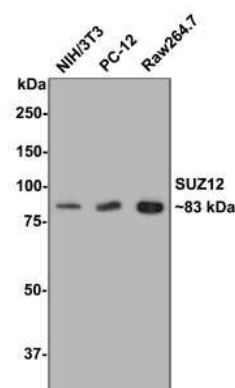
Product Information	
Unit Size	100 ul
Concentration	1 mg/ml
Storage	Store at 4C short term. Aliquot and store at -20C long term. Avoid freeze-thaw cycles.
Clonality	Monoclonal
Clone	JJ09-04
Preservative	0.05% Sodium Azide
Isotype	IgG
Purity	Protein A purified
Buffer	TBS (pH7.4), 0.05% BSA, 40% Glycerol

Product Description	
Host	Rabbit
Gene Symbol	SUZ12
Species	Human, Mouse, Rat
Immunogen	Recombinant protein within human SUZ12 aa 1-150/739. (SwissProt: Q15022 Human; SwissProt: Q80U70 Mouse; Entrez Gene: 688041 Rat)

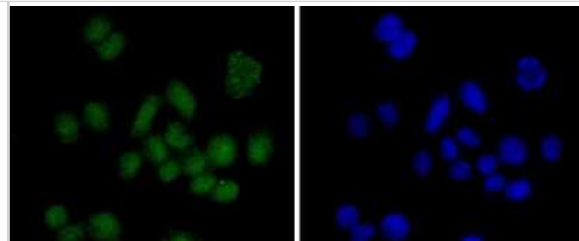
Product Application Details	
Applications	Western Blot, Immunocytochemistry/ Immunofluorescence, Immunoprecipitation
Recommended Dilutions	Western Blot 1:1000-1:2000, Immunocytochemistry/ Immunofluorescence 1:50-1:200, Immunoprecipitation

Images

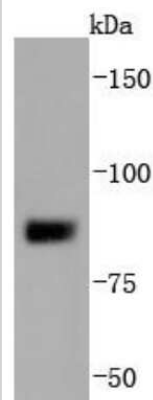
Western Blot: SUZ12 Antibody (JJ09-04) [NBP2-67888] - Analysis of SUZ12 on different lysates with Rabbit anti-SUZ12 antibody at 1/500 dilution. Lane 1: NIH/3T3 cell lysate Lane 2: PC-12 cell lysate Lane 3: Raw264.7 cell lysate Lysates/proteins at 10 ug/Lane. Predicted band size: 83 kDa Observed band size: 83 kDa Exposure time: 2 minutes; 8% SDS-PAGE gel. Proteins were transferred to a PVDF membrane and blocked with 5% NFDM/TBST for 1 hour at room temperature. The primary antibody at 1/500 dilution was used in 5% NFDM/TBST at room temperature for 2 hours. Goat Anti-Rabbit IgG - HRP Secondary Antibody at 1:300,000 dilution was used for 1 hour at room temperature.



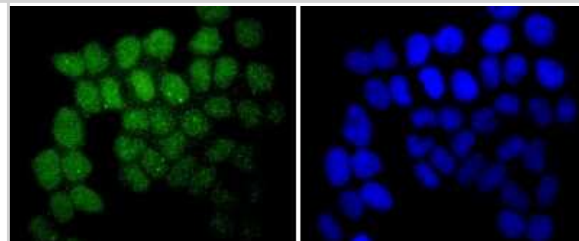
Immunocytochemistry/Immunofluorescence: SUZ12 Antibody (JJ09-04) [NBP2-67888] - Staining SUZ12 in SW480 cells (green). The nuclear counter stain is DAPI (blue). Cells were fixed in paraformaldehyde, permeabilised with 0.25% Triton X100/PBS.



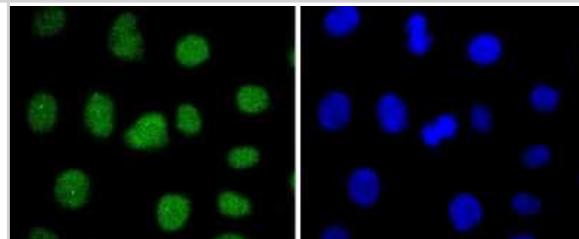
Western Blot: SUZ12 Antibody (JJ09-04) [NBP2-67888] - Analysis of SUZ12 on MCF-7 cells lysates using anti-SUZ12 antibody at 1/1,000 dilution.



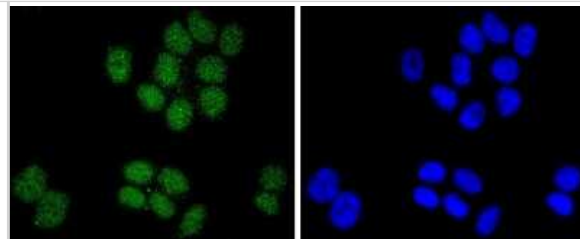
Immunocytochemistry/Immunofluorescence: SUZ12 Antibody (JJ09-04) [NBP2-67888] - Staining SUZ12 in Hela cells (green). The nuclear counter stain is DAPI (blue). Cells were fixed in paraformaldehyde, permeabilised with 0.25% Triton X100/PBS.



Immunocytochemistry/Immunofluorescence: SUZ12 Antibody (JJ09-04) [NBP2-67888] - Staining SUZ12 in SKOV-3 cells (green). The nuclear counter stain is DAPI (blue). Cells were fixed in paraformaldehyde, permeabilised with 0.25% Triton X100/PBS.



Immunocytochemistry/Immunofluorescence: SUZ12 Antibody (JJ09-04) [NBP2-67888] - Staining SUZ12 in MCF-7 cells (green). The nuclear counter stain is DAPI (blue). Cells were fixed in paraformaldehyde, permeabilised with 0.25% Triton X100/PBS.





Novus Biologicals USA

10730 E. Briarwood Avenue
Centennial, CO 80112
USA
Phone: 303.730.1950
Toll Free: 1.888.506.6887
Fax: 303.730.1966
nb-customerservice@bio-techne.com

Bio-Techne Canada

21 Canmotor Ave
Toronto, ON M8Z 4E6
Canada
Phone: 905.827.6400
Toll Free: 855.668.8722
Fax: 905.827.6402
canada.inquires@bio-techne.com

Bio-Techne Ltd

19 Barton Lane
Abingdon Science Park
Abingdon, OX14 3NB, United Kingdom
Phone: (44) (0) 1235 529449
Free Phone: 0800 37 34 15
Fax: (44) (0) 1235 533420
info.EMEA@bio-techne.com

General Contact Information

www.novusbio.com
Technical Support: nb-technical@bio-techne.com
Orders: nb-customerservice@bio-techne.com
General: novus@novusbio.com

Limitations

This product is for research use only and is not approved for use in humans or in clinical diagnosis. Primary Antibodies are guaranteed for 1 year from date of receipt.

For more information on our 100% guarantee, please visit www.novusbio.com/guarantee

Earn gift cards/discounts by submitting a review: www.novusbio.com/reviews/submit/NBP2-67888

Earn gift cards/discounts by submitting a publication using this product:
www.novusbio.com/publications

