

Product Datasheet

Peroxiredoxin 2 Antibody (JJ090-3) NBP2-67887

Unit Size: 100 ul

Store at 4C short term. Aliquot and store at -20C long term. Avoid freeze-thaw cycles.

www.novusbio.com



technical@novusbio.com

Protocols, Publications, Related Products, Reviews, Research Tools and Images at:
www.novusbio.com/NBP2-67887

Updated 1/3/2023 v.20.1

Earn rewards for product
reviews and publications.

Submit a publication at www.novusbio.com/publications

Submit a review at www.novusbio.com/reviews/destination/NBP2-67887



NBP2-67887

Peroxiredoxin 2 Antibody (JJ090-3)

Product Information

Unit Size	100 ul
Concentration	1 mg/ml
Storage	Store at 4C short term. Aliquot and store at -20C long term. Avoid freeze-thaw cycles.
Clonality	Monoclonal
Clone	JJ090-3
Preservative	0.05% Sodium Azide
Isotype	IgG
Purity	Protein A purified
Buffer	TBS (pH7.4), 0.05% BSA, 40% Glycerol

Product Description

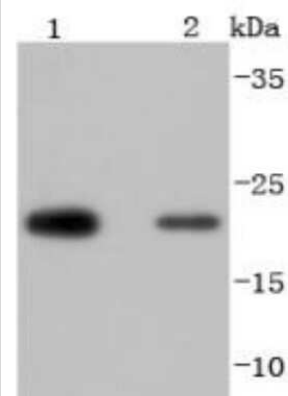
Host	Rabbit
Gene Symbol	PRDX2
Species	Human, Mouse, Rat
Immunogen	Recombinant protein within Human Peroxiredoxin 2 aa 1-120 / 198. (SwissProt: P32119 Human; SwissProt: Q61171 Mouse; SwissProt: P35704 Rat)

Product Application Details

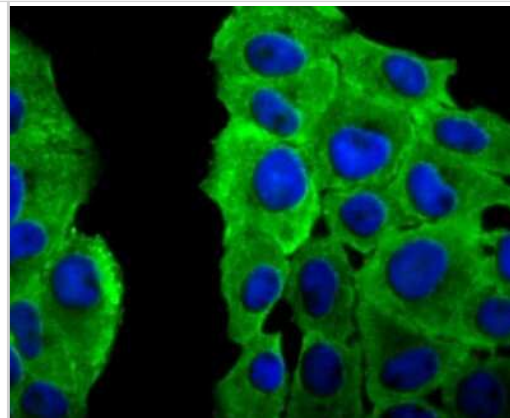
Applications	Western Blot, Flow Cytometry, Immunocytochemistry/ Immunofluorescence, Immunohistochemistry, Immunohistochemistry-Paraffin
Recommended Dilutions	Western Blot 1:1000-1:2000, Flow Cytometry 1:10-1:50, Immunohistochemistry, Immunocytochemistry/ Immunofluorescence 1:100-1:500, Immunohistochemistry-Paraffin 1:50-1:200

Images

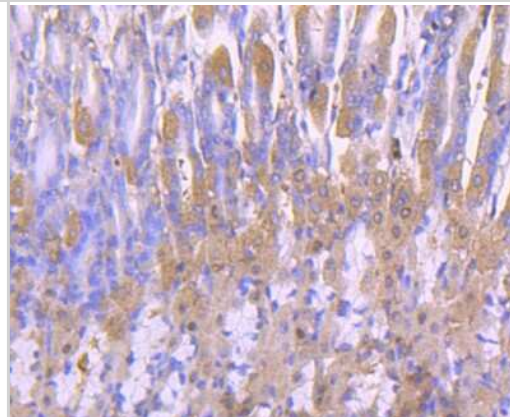
Western Blot: Peroxiredoxin 2 Antibody (JJ090-3) [NBP2-67887] - Analysis of Peroxiredoxin 2 on different lysates using anti-Peroxiredoxin 2 antibody at 1/1,000 dilution. Positive control: Lane 1: Hela Lane 2: HepG2



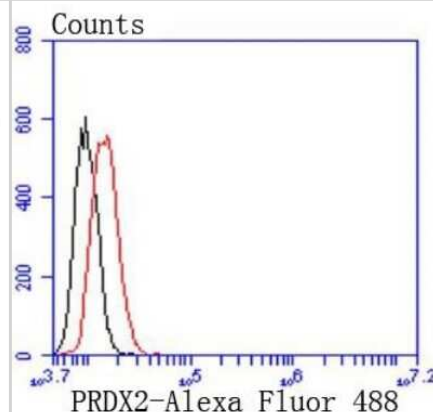
Immunocytochemistry/Immunofluorescence: Peroxiredoxin 2 Antibody (JJ090-3) [NBP2-67887] - Staining Peroxiredoxin 2 in RH-35 cells (green). The nuclear counter stain is DAPI (blue). Cells were fixed in paraformaldehyde, permeabilised with 0.25% Triton X100/PBS.



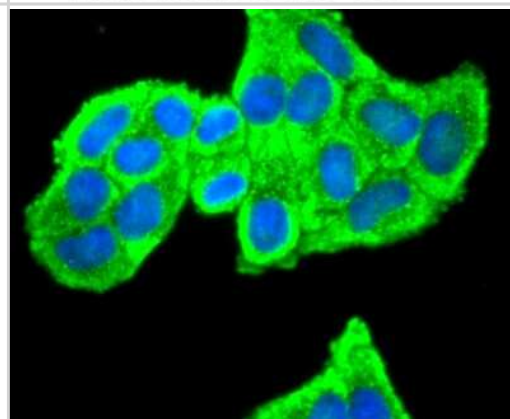
Immunohistochemistry-Paraffin: Peroxiredoxin 2 Antibody (JJ090-3) [NBP2-67887] - Analysis of paraffin-embedded mouse stomach tissue using anti-Peroxiredoxin 2 antibody. Counter stained with hematoxylin.



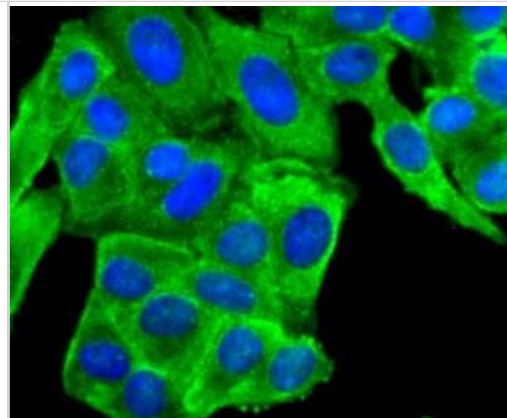
Flow Cytometry: Peroxiredoxin 2 Antibody (JJ090-3) [NBP2-67887] - Analysis of Hela cells with Peroxiredoxin 2 antibody at 1/50 dilution (red) compared with an unlabelled control (cells without incubation with primary antibody; black). Alexa Fluor 488-conjugated goat anti rabbit IgG was used as the secondary antibody.



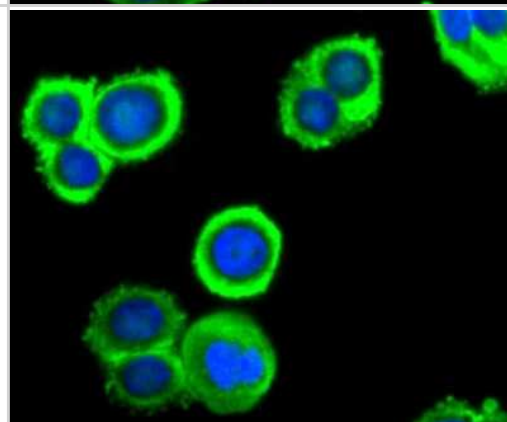
Immunocytochemistry/Immunofluorescence: Peroxiredoxin 2 Antibody (JJ090-3) [NBP2-67887] - Staining Peroxiredoxin 2 in Hela cells (green). The nuclear counter stain is DAPI (blue). Cells were fixed in paraformaldehyde, permeabilised with 0.25% Triton X100/PBS.



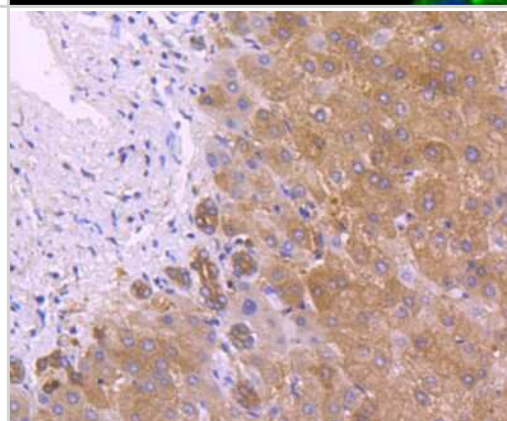
Immunocytochemistry/Immunofluorescence: Peroxiredoxin 2 Antibody (JJ090-3) [NBP2-67887] - Staining Peroxiredoxin 2 in HepG2 cells (green). The nuclear counter stain is DAPI (blue). Cells were fixed in paraformaldehyde, permeabilised with 0.25% Triton X100/PBS.



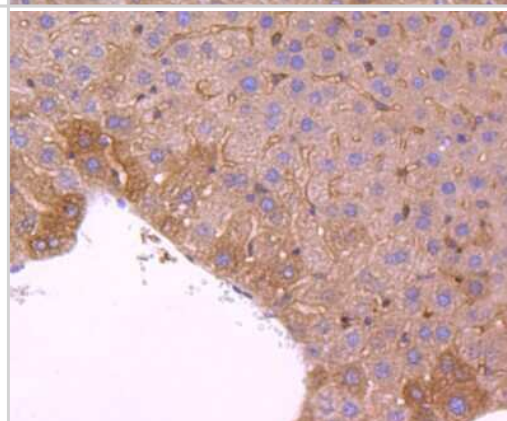
Immunocytochemistry/Immunofluorescence: Peroxiredoxin 2 Antibody (JJ090-3) [NBP2-67887] - Staining Peroxiredoxin 2 in SW480 cells (green). The nuclear counter stain is DAPI (blue). Cells were fixed in paraformaldehyde, permeabilised with 0.25% Triton X100/PBS.



Immunohistochemistry-Paraffin: Peroxiredoxin 2 Antibody (JJ090-3) [NBP2-67887] - Analysis of paraffin-embedded human liver tissue using anti-Peroxiredoxin 2 antibody. Counter stained with hematoxylin.



Immunohistochemistry-Paraffin: Peroxiredoxin 2 Antibody (JJ090-3) [NBP2-67887] - Analysis of paraffin-embedded mouse liver tissue using anti-Peroxiredoxin 2 antibody. Counter stained with hematoxylin.





Novus Biologicals USA

10730 E. Briarwood Avenue
Centennial, CO 80112
USA
Phone: 303.730.1950
Toll Free: 1.888.506.6887
Fax: 303.730.1966
nb-customerservice@bio-techne.com

Bio-Techne Canada

21 Canmotor Ave
Toronto, ON M8Z 4E6
Canada
Phone: 905.827.6400
Toll Free: 855.668.8722
Fax: 905.827.6402
canada.inquires@bio-techne.com

Bio-Techne Ltd

19 Barton Lane
Abingdon Science Park
Abingdon, OX14 3NB, United Kingdom
Phone: (44) (0) 1235 529449
Free Phone: 0800 37 34 15
Fax: (44) (0) 1235 533420
info.EMEA@bio-techne.com

General Contact Information

www.novusbio.com
Technical Support: nb-technical@bio-techne.com
Orders: nb-customerservice@bio-techne.com
General: novus@novusbio.com

Limitations

This product is for research use only and is not approved for use in humans or in clinical diagnosis. Primary Antibodies are guaranteed for 1 year from date of receipt.

For more information on our 100% guarantee, please visit www.novusbio.com/guarantee

Earn gift cards/discounts by submitting a review: www.novusbio.com/reviews/submit/NBP2-67887

Earn gift cards/discounts by submitting a publication using this product:
www.novusbio.com/publications

