

# Product Datasheet

## Sirtuin 1/SIRT1 [p Thr530] Antibody (JJ206-6) NBP2-67852

Unit Size: 100 ul

Store at 4C short term. Aliquot and store at -20C long term. Avoid freeze-thaw cycles.

[www.novusbio.com](http://www.novusbio.com)



[technical@novusbio.com](mailto:technical@novusbio.com)

Protocols, Publications, Related Products, Reviews, Research Tools and Images at:  
[www.novusbio.com/NBP2-67852](http://www.novusbio.com/NBP2-67852)

Updated 1/3/2023 v.20.1

Earn rewards for product  
reviews and publications.

Submit a publication at [www.novusbio.com/publications](http://www.novusbio.com/publications)

Submit a review at [www.novusbio.com/reviews/destination/NBP2-67852](http://www.novusbio.com/reviews/destination/NBP2-67852)



**NBP2-67852**

Sirtuin 1/SIRT1 [p Thr530] Antibody (JJ206-6)

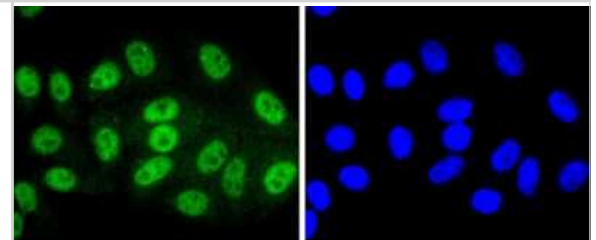
Product Information	
Unit Size	100 ul
Concentration	1 mg/ml
Storage	Store at 4C short term. Aliquot and store at -20C long term. Avoid freeze-thaw cycles.
Clonality	Monoclonal
Clone	JJ206-6
Preservative	0.05% Sodium Azide
Isotype	IgG
Purity	Protein A purified
Buffer	TBS (pH7.4), 0.05% BSA, 40% Glycerol

Product Description	
Host	Rabbit
Gene Symbol	SIRT1
Species	Human
Immunogen	Synthetic phospho-peptide corresponding to residues surrounding Thr530 of Human Sirtuin 1/SIRT1 aa 501-550 / 747. (SwissProt: Q96EB6 Human)

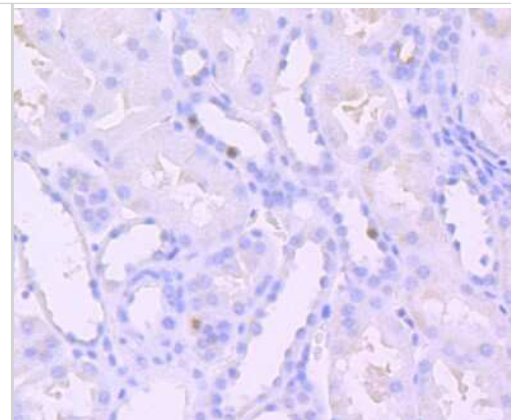
Product Application Details	
Applications	Western Blot, Flow Cytometry, Immunocytochemistry/ Immunofluorescence, Immunohistochemistry, Immunohistochemistry-Paraffin
Recommended Dilutions	Western Blot 1:500, Flow Cytometry 1:50-1:100, Immunohistochemistry, Immunocytochemistry/ Immunofluorescence 1:100-1:500, Immunohistochemistry-Paraffin 1:50-1:200

**Images**

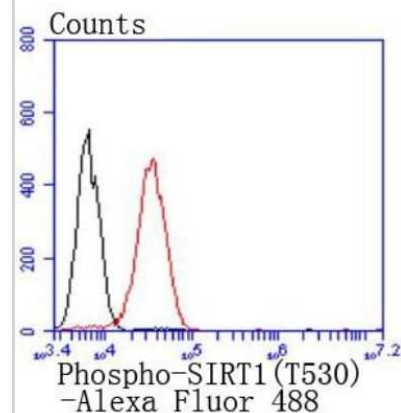
Immunocytochemistry/Immunofluorescence: Sirtuin 1/SIRT1 [p Thr530] Antibody (JJ206-6) [NBP2-67852] - Staining Phospho-SIRT1(T530) in HepG2 cells (green). The nuclear counter stain is DAPI (blue). Cells were fixed in paraformaldehyde, permeabilised with 0.25% Triton X100/PBS.



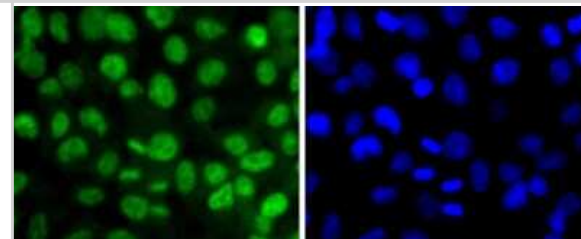
Immunohistochemistry-Paraffin: Sirtuin 1/SIRT1 [p Thr530] Antibody (JJ206-6) [NBP2-67852] - Analysis of paraffin-embedded human kidney tissue using anti-Phospho-SIRT1(T530) antibody. Counter stained with hematoxylin.



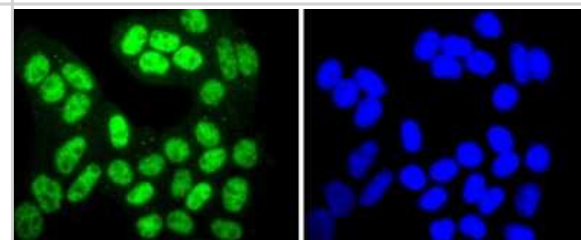
Flow Cytometry: Sirtuin 1/SIRT1 [p Thr530] Antibody (JJ206-6) [NBP2-67852] - Analysis of 293 cells with Phospho-SIRT1(T530) antibody at 1/50 dilution (red) compared with an unlabelled control (cells without incubation with primary antibody; black). Alexa Fluor 488-conjugated goat anti rabbit IgG was used as the secondary antibody.



Immunocytochemistry/Immunofluorescence: Sirtuin 1/SIRT1 [p Thr530] Antibody (JJ206-6) [NBP2-67852] - Staining Phospho-SIRT1(T530) in 293 cells (green). The nuclear counter stain is DAPI (blue). Cells were fixed in paraformaldehyde, permeabilised with 0.25% Triton X100/PBS.



Immunocytochemistry/Immunofluorescence: Sirtuin 1/SIRT1 [p Thr530] Antibody (JJ206-6) [NBP2-67852] - Staining Phospho-SIRT1(T530) in Hela cells (green). The nuclear counter stain is DAPI (blue). Cells were fixed in paraformaldehyde, permeabilised with 0.25% Triton X100/PBS.





### **Novus Biologicals USA**

10730 E. Briarwood Avenue  
Centennial, CO 80112  
USA  
Phone: 303.730.1950  
Toll Free: 1.888.506.6887  
Fax: 303.730.1966  
nb-customerservice@bio-techne.com

### **Bio-Techne Canada**

21 Canmotor Ave  
Toronto, ON M8Z 4E6  
Canada  
Phone: 905.827.6400  
Toll Free: 855.668.8722  
Fax: 905.827.6402  
canada.inquires@bio-techne.com

### **Bio-Techne Ltd**

19 Barton Lane  
Abingdon Science Park  
Abingdon, OX14 3NB, United Kingdom  
Phone: (44) (0) 1235 529449  
Free Phone: 0800 37 34 15  
Fax: (44) (0) 1235 533420  
info.EMEA@bio-techne.com

### **General Contact Information**

www.novusbio.com  
Technical Support: nb-technical@bio-techne.com  
Orders: nb-customerservice@bio-techne.com  
General: novus@novusbio.com

### **Limitations**

This product is for research use only and is not approved for use in humans or in clinical diagnosis. Primary Antibodies are guaranteed for 1 year from date of receipt.

For more information on our 100% guarantee, please visit [www.novusbio.com/guarantee](http://www.novusbio.com/guarantee)

Earn gift cards/discounts by submitting a review: [www.novusbio.com/reviews/submit/NBP2-67852](http://www.novusbio.com/reviews/submit/NBP2-67852)

Earn gift cards/discounts by submitting a publication using this product:  
[www.novusbio.com/publications](http://www.novusbio.com/publications)

