

Product Datasheet

PKC zeta [p Thr560] Antibody (SN0753) NBP2-67713

Unit Size: 100 ul

Store at 4C short term. Aliquot and store at -20C long term. Avoid freeze-thaw cycles.

www.novusbio.com



technical@novusbio.com

Protocols, Publications, Related Products, Reviews, Research Tools and Images at:
www.novusbio.com/NBP2-67713

Updated 1/3/2023 v.20.1

Earn rewards for product
reviews and publications.

Submit a publication at www.novusbio.com/publications

Submit a review at www.novusbio.com/reviews/destination/NBP2-67713



NBP2-67713


PKC zeta [p Thr560] Antibody (SN0753)

| Product Information | |
|------------------------------------|--|
| Unit Size | 100 ul |
| Concentration | 1 mg/ml |
| Storage | Store at 4C short term. Aliquot and store at -20C long term. Avoid freeze-thaw cycles. |
| Clonality | Monoclonal |
| Clone | SN0753 |
| Preservative | 0.05% Sodium Azide |
| Isotype | IgG |
| Purity | Protein A purified |
| Buffer | TBS (pH7.4), 0.05% BSA, 40% Glycerol |
| Product Description | |
| Host | Rabbit |
| Gene Symbol | PRKCZ |
| Species | Human, Mouse, Rat |
| Immunogen | Synthetic phospho-peptide corresponding to residues surrounding Thr560 of Human PKC zeta aa 531-580 / 592. (SwissProt: Q05513 Human; SwissProt: Q02956 Mouse; SwissProt: P09217 Rat) |
| Product Application Details | |
| Applications | Western Blot, Immunohistochemistry, Immunohistochemistry-Paraffin |
| Recommended Dilutions | Western Blot 1:1000-1:5000, Immunohistochemistry, Immunohistochemistry-Paraffin 1:50-1:200 |

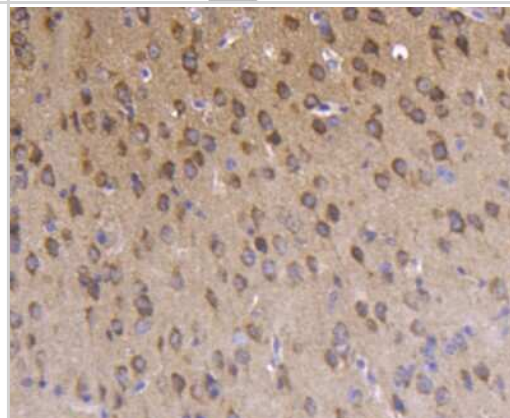


Images

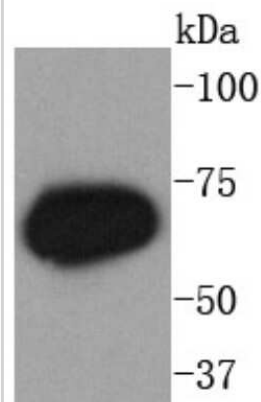
Western Blot: PKC zeta [p Thr560] Antibody (SN0753) [NBP2-67713] - Analysis of PKC zeta [p Thr560] on SK-Br-3 cell lysates. Proteins were transferred to a PVDF membrane and blocked with 5% BSA in PBS for 1 hour at room temperature. The primary antibody (1/500) was used in 5% BSA at room temperature for 2 hours. Goat Anti-Rabbit IgG - HRP Secondary Antibody at 1:200,000 dilution was used for 1 hour at room temperature.



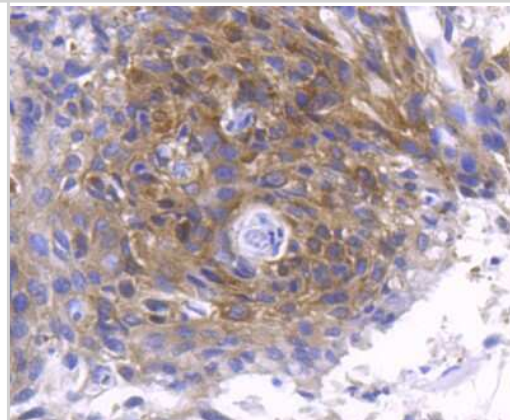
Immunohistochemistry-Paraffin: PKC zeta [p Thr560] Antibody (SN0753) [NBP2-67713] - Analysis of paraffin-embedded mouse brain tissue using anti-Phospho-PKC zeta(T560) antibody. Counter stained with hematoxylin.



Western Blot: PKC zeta [p Thr560] Antibody (SN0753) [NBP2-67713] - Analysis of Phospho-PKC zeta(T560) on mouse eyeball lysates using anti-Phospho-PKC zeta(T560) antibody at 1/1,000 dilution.



Immunohistochemistry-Paraffin: PKC zeta [p Thr560] Antibody (SN0753) [NBP2-67713] - Analysis of paraffin-embedded human breast carcinoma tissue using anti-Phospho-PKC zeta(T560) antibody. Counter stained with hematoxylin.





Novus Biologicals USA

10730 E. Briarwood Avenue
Centennial, CO 80112
USA
Phone: 303.730.1950
Toll Free: 1.888.506.6887
Fax: 303.730.1966
nb-customerservice@bio-techne.com

Bio-Techne Canada

21 Canmotor Ave
Toronto, ON M8Z 4E6
Canada
Phone: 905.827.6400
Toll Free: 855.668.8722
Fax: 905.827.6402
canada.inquires@bio-techne.com

Bio-Techne Ltd

19 Barton Lane
Abingdon Science Park
Abingdon, OX14 3NB, United Kingdom
Phone: (44) (0) 1235 529449
Free Phone: 0800 37 34 15
Fax: (44) (0) 1235 533420
info.EMEA@bio-techne.com

General Contact Information

www.novusbio.com
Technical Support: nb-technical@bio-techne.com
Orders: nb-customerservice@bio-techne.com
General: novus@novusbio.com

Limitations

This product is for research use only and is not approved for use in humans or in clinical diagnosis. Primary Antibodies are guaranteed for 1 year from date of receipt.

For more information on our 100% guarantee, please visit www.novusbio.com/guarantee

Earn gift cards/discounts by submitting a review: www.novusbio.com/reviews/submit/NBP2-67713

Earn gift cards/discounts by submitting a publication using this product:
www.novusbio.com/publications

