

Product Datasheet

DGCR8 Antibody (ST04-79)

NBP2-67506

Unit Size: 100 ul

Store at 4C short term. Aliquot and store at -20C long term. Avoid freeze-thaw cycles.

www.novusbio.com



technical@novusbio.com

Protocols, Publications, Related Products, Reviews, Research Tools and Images at:
www.novusbio.com/NBP2-67506

Updated 1/3/2023 v.20.1

Earn rewards for product reviews and publications.

Submit a publication at www.novusbio.com/publications

Submit a review at www.novusbio.com/reviews/destination/NBP2-67506



NBP2-67506

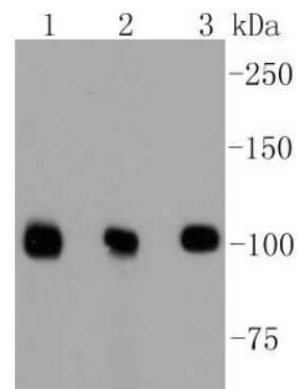
DGCR8 Antibody (ST04-79)

Product Information	
Unit Size	100 ul
Concentration	1 mg/ml
Storage	Store at 4C short term. Aliquot and store at -20C long term. Avoid freeze-thaw cycles.
Clonality	Monoclonal
Clone	ST04-79
Preservative	0.05% Sodium Azide
Isotype	IgG
Purity	Protein A purified
Buffer	TBS (pH7.4), 0.05% BSA, 40% Glycerol
Product Description	
Host	Rabbit
Gene Symbol	DGCR8
Species	Human, Mouse, Rat
Immunogen	Recombinant protein within Human DGCR8 aa 383-773 / 773. (SwissProt: Q8WYQ5 Human; SwissProt: Q9EQM6 Mouse; Unigene: 17134 Rat)
Product Application Details	
Applications	Western Blot, Immunocytochemistry/ Immunofluorescence, Immunoprecipitation
Recommended Dilutions	Western Blot 1:1000-1:2000, Immunocytochemistry/ Immunofluorescence 1:50-1:200, Immunoprecipitation

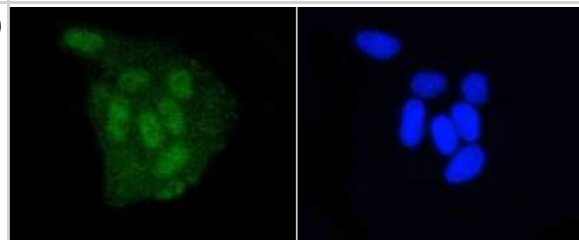


Images

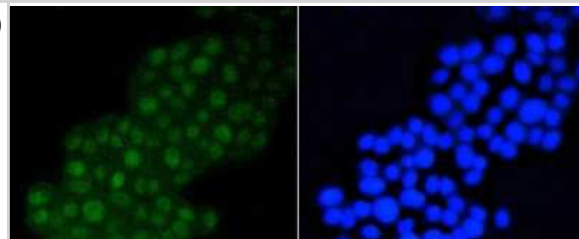
Western Blot: DGCR8 Antibody (ST04-79) [NBP2-67506] - Analysis of DGCR8 on different lysates using anti-DGCR8 antibody at 1/1,000 dilution. Positive control: Lane 1: Hela Lane 2: PC12 Lane 3: NIH/3T3



Immunocytochemistry/Immunofluorescence: DGCR8 Antibody (ST04-79) [NBP2-67506] - Staining DGCR8 in Hela cells (green). The nuclear counter stain is DAPI (blue). Cells were fixed in paraformaldehyde, permeabilised with 0.25% Triton X100/PBS.



Immunocytochemistry/Immunofluorescence: DGCR8 Antibody (ST04-79) [NBP2-67506] - Staining DGCR8 in PC12 cells (green). The nuclear counter stain is DAPI (blue). Cells were fixed in paraformaldehyde, permeabilised with 0.25% Triton X100/PBS.





Novus Biologicals USA

10730 E. Briarwood Avenue
Centennial, CO 80112
USA
Phone: 303.730.1950
Toll Free: 1.888.506.6887
Fax: 303.730.1966
nb-customerservice@bio-techne.com

Bio-Techne Canada

21 Canmotor Ave
Toronto, ON M8Z 4E6
Canada
Phone: 905.827.6400
Toll Free: 855.668.8722
Fax: 905.827.6402
canada.inquires@bio-techne.com

Bio-Techne Ltd

19 Barton Lane
Abingdon Science Park
Abingdon, OX14 3NB, United Kingdom
Phone: (44) (0) 1235 529449
Free Phone: 0800 37 34 15
Fax: (44) (0) 1235 533420
info.EMEA@bio-techne.com

General Contact Information

www.novusbio.com
Technical Support: nb-technical@bio-
techne.com
Orders: nb-customerservice@bio-techne.com
General: novus@novusbio.com

Limitations

This product is for research use only and is not approved for use in humans or in clinical diagnosis. Primary Antibodies are guaranteed for 1 year from date of receipt.

For more information on our 100% guarantee, please visit www.novusbio.com/guarantee

Earn gift cards/discounts by submitting a review: www.novusbio.com/reviews/submit/NBP2-67506

Earn gift cards/discounts by submitting a publication using this product:
www.novusbio.com/publications

