

# Product Datasheet

## DNAJC15 Antibody (SY26-04)

### NBP2-67439

Unit Size: 100 ul

Store at 4C short term. Aliquot and store at -20C long term. Avoid freeze-thaw cycles.

[www.novusbio.com](http://www.novusbio.com)



[technical@novusbio.com](mailto:technical@novusbio.com)

Protocols, Publications, Related Products, Reviews, Research Tools and Images at:  
[www.novusbio.com/NBP2-67439](http://www.novusbio.com/NBP2-67439)

Updated 1/3/2023 v.20.1

Earn rewards for product  
reviews and publications.

Submit a publication at [www.novusbio.com/publications](http://www.novusbio.com/publications)

Submit a review at [www.novusbio.com/reviews/destination/NBP2-67439](http://www.novusbio.com/reviews/destination/NBP2-67439)



**NBP2-67439**

DNAJC15 Antibody (SY26-04)


Product Information	
Unit Size	100 ul
Concentration	1 mg/ml
Storage	Store at 4C short term. Aliquot and store at -20C long term. Avoid freeze-thaw cycles.
Clonality	Monoclonal
Clone	SY26-04
Preservative	0.05% Sodium Azide
Isotype	IgG
Purity	Protein A purified
Buffer	TBS (pH7.4), 0.05% BSA, 40% Glycerol

Product Description	
Host	Rabbit
Gene Symbol	DNAJC15
Species	Human, Mouse, Rat
Immunogen	Recombinant protein within Human DNAJC15 aa 10-150 / 150. (SwissProt: Q9Y5T4 Human; SwissProt: Q78YY6 Mouse; Entrez Gene:290370 Rat)

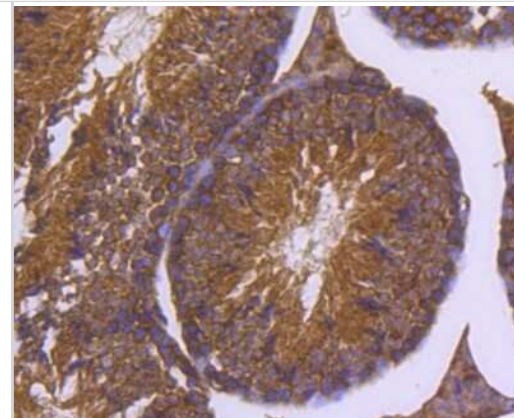
Product Application Details	
Applications	Western Blot, Immunohistochemistry, Immunohistochemistry-Paraffin
Recommended Dilutions	Western Blot 1:500-1:2000, Immunohistochemistry, Immunohistochemistry-Paraffin 1:50-1:200

**Images**

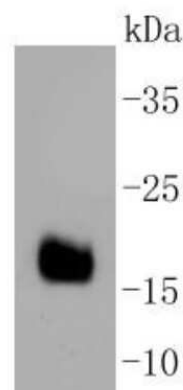
Western Blot: DNAJC15 Antibody (SY26-04) [NBP2-67439] - Western blot analysis of DNAJC15 on mouse heart tissue lysates. Proteins were transferred to a PVDF membrane and blocked with 5% BSA in PBS for 1 hour at room temperature. The primary antibody (1/500) was used in 5% BSA at room temperature for 2 hours. Go



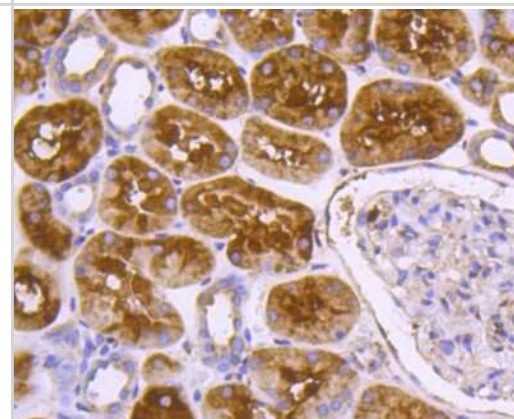
Immunohistochemistry-Paraffin: DNAJC15 Antibody (SY26-04) [NBP2-67439] - Analysis of paraffin-embedded mouse testis tissue using anti-DNAJC15 antibody. Counter stained with hematoxylin.



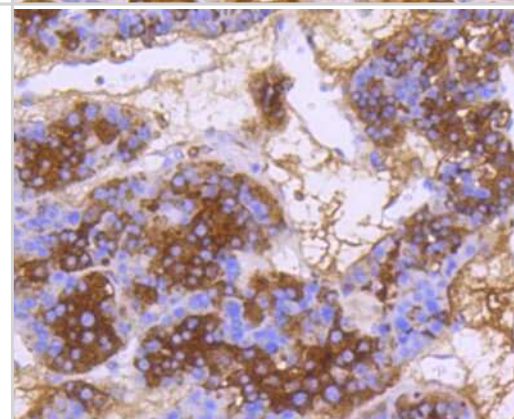
Western Blot: DNAJC15 Antibody (SY26-04) [NBP2-67439] - Analysis of DNAJC15 on human liver lysates using anti-DNAJC15 antibody at 1/1,000 dilution.



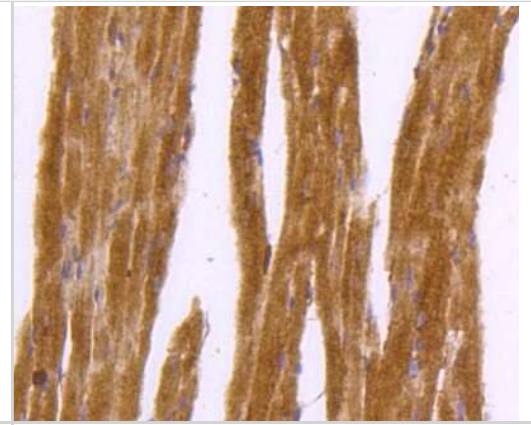
Immunohistochemistry-Paraffin: DNAJC15 Antibody (SY26-04) [NBP2-67439] - Analysis of paraffin-embedded human kidney tissue using anti-DNAJC15 antibody. Counter stained with hematoxylin.



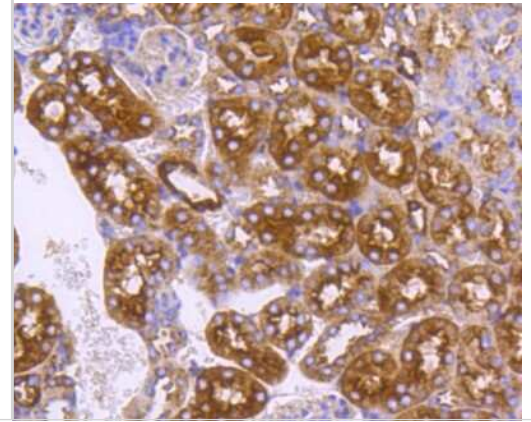
Immunohistochemistry-Paraffin: DNAJC15 Antibody (SY26-04) [NBP2-67439] - Analysis of paraffin-embedded human liver cancer tissue using anti-DNAJC15 antibody. Counter stained with hematoxylin.



Immunohistochemistry-Paraffin: DNAJC15 Antibody (SY26-04) [NBP2-67439] - Analysis of paraffin-embedded mouse heart tissue using anti-DNAJC15 antibody. Counter stained with hematoxylin.



Immunohistochemistry-Paraffin: DNAJC15 Antibody (SY26-04) [NBP2-67439] - Analysis of paraffin-embedded mouse kidney tissue using anti-DNAJC15 antibody. Counter stained with hematoxylin.





### **Novus Biologicals USA**

10730 E. Briarwood Avenue  
Centennial, CO 80112  
USA  
Phone: 303.730.1950  
Toll Free: 1.888.506.6887  
Fax: 303.730.1966  
nb-customerservice@bio-techne.com

### **Bio-Techne Canada**

21 Canmotor Ave  
Toronto, ON M8Z 4E6  
Canada  
Phone: 905.827.6400  
Toll Free: 855.668.8722  
Fax: 905.827.6402  
canada.inquires@bio-techne.com

### **Bio-Techne Ltd**

19 Barton Lane  
Abingdon Science Park  
Abingdon, OX14 3NB, United Kingdom  
Phone: (44) (0) 1235 529449  
Free Phone: 0800 37 34 15  
Fax: (44) (0) 1235 533420  
info.EMEA@bio-techne.com

### **General Contact Information**

[www.novusbio.com](http://www.novusbio.com)  
Technical Support: nb-technical@bio-techne.com  
Orders: nb-customerservice@bio-techne.com  
General: novus@novusbio.com

### **Limitations**

This product is for research use only and is not approved for use in humans or in clinical diagnosis. Primary Antibodies are guaranteed for 1 year from date of receipt.

For more information on our 100% guarantee, please visit [www.novusbio.com/guarantee](http://www.novusbio.com/guarantee)

Earn gift cards/discounts by submitting a review: [www.novusbio.com/reviews/submit/NBP2-67439](http://www.novusbio.com/reviews/submit/NBP2-67439)

Earn gift cards/discounts by submitting a publication using this product:  
[www.novusbio.com/publications](http://www.novusbio.com/publications)

