

# Product Datasheet

## alpha-Smooth Muscle Actin Antibody (SY25-03) NBP2-67436

Unit Size: 100 ul

Store at 4C short term. Aliquot and store at -20C long term. Avoid freeze-thaw cycles.

[www.novusbio.com](http://www.novusbio.com)



[technical@novusbio.com](mailto:technical@novusbio.com)

### Publications: 1

Protocols, Publications, Related Products, Reviews, Research Tools and Images at:  
[www.novusbio.com/NBP2-67436](http://www.novusbio.com/NBP2-67436)

Updated 9/11/2024 v.20.1

Earn rewards for product  
reviews and publications.

Submit a publication at [www.novusbio.com/publications](http://www.novusbio.com/publications)

Submit a review at [www.novusbio.com/reviews/destination/NBP2-67436](http://www.novusbio.com/reviews/destination/NBP2-67436)



**NBP2-67436**

alpha-Smooth Muscle Actin Antibody (SY25-03)

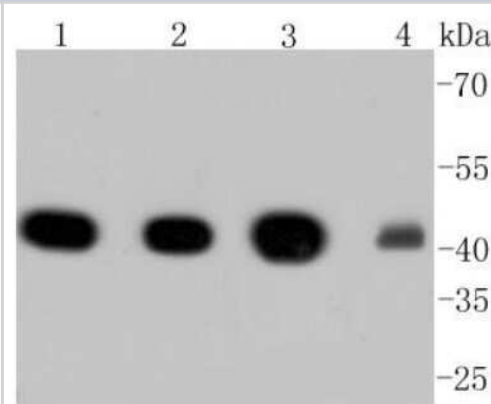
Product Information	
Unit Size	100 ul
Concentration	1 mg/ml
Storage	Store at 4C short term. Aliquot and store at -20C long term. Avoid freeze-thaw cycles.
Clonality	Monoclonal
Clone	SY25-03
Preservative	0.05% Sodium Azide
Isotype	IgG
Purity	Protein A purified
Buffer	TBS (pH7.4), 0.05% BSA, 40% Glycerol
Target Molecular Weight	42 kDa

Product Description	
Host	Rabbit
Gene ID	59
Gene Symbol	ACTA2
Species	Human, Mouse, Rat, Zebrafish
Immunogen	Synthetic peptide within N-terminal human alpha-Smooth Muscle Actin. (SwissProt: P62736 Human; SwissProt: P62737 Mouse; SwissProt: P62738 Rat)

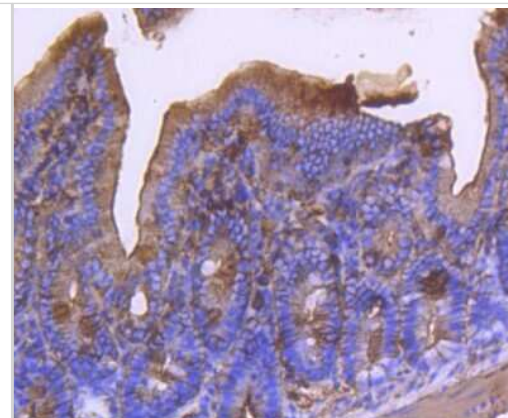
Product Application Details	
Applications	Western Blot, Flow Cytometry, Immunohistochemistry-Paraffin, Immunoprecipitation
Recommended Dilutions	Western Blot 1:1000-1:5000, Flow Cytometry 1:50-1:100, Immunoprecipitation, Immunohistochemistry-Paraffin 1:50-1:200

**Images**

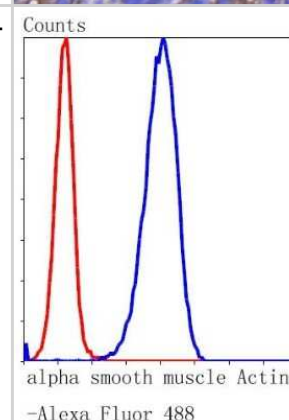
Western Blot: alpha-Smooth Muscle Actin Antibody (SY25-03) [NBP2-67436] - Analysis of alpha smooth muscle Actin on different lysates using alpha-Smooth Muscle Actin Antibody (SY25-03) at 1/1,000 dilution. Positive control: Lane 1: A549 Lane 2: Hela Lane 3: NIH/3T3 Lane 4: Mouse heart. Bands indicate an observed molecular weight of ~42 kDa.



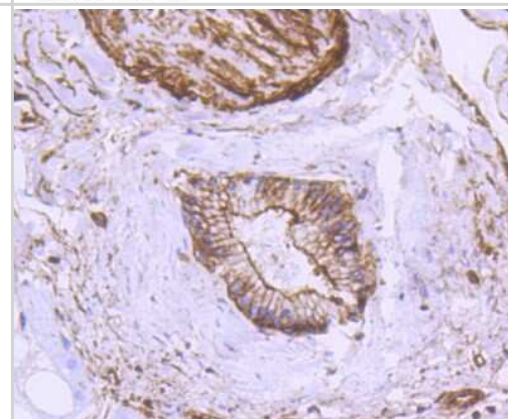
**Immunohistochemistry-Paraffin: alpha-Smooth Muscle Actin Antibody (SY25-03) [NBP2-67436]** - Analysis of paraffin-embedded mouse small intestine tissue using alpha-Smooth Muscle Actin Antibody (SY25-03). Counter-stained with hematoxylin.



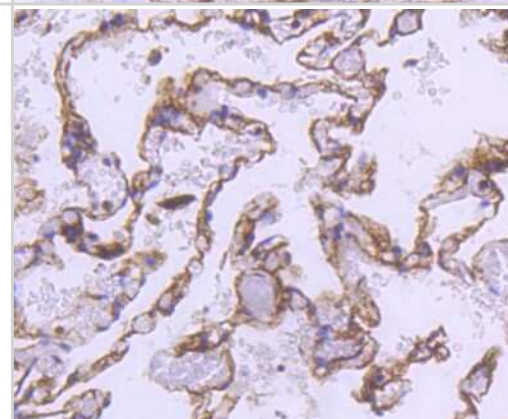
**Flow Cytometry: alpha-Smooth Muscle Actin Antibody (SY25-03) [NBP2-67436]** - Analysis of Hela cells with alpha smooth muscle Actin antibody at 1/50 dilution (blue) compared with an unlabelled control (cells without incubation with primary antibody; red). Alexa Fluor 488-conjugated goat anti rabbit IgG was used as the secondary ant



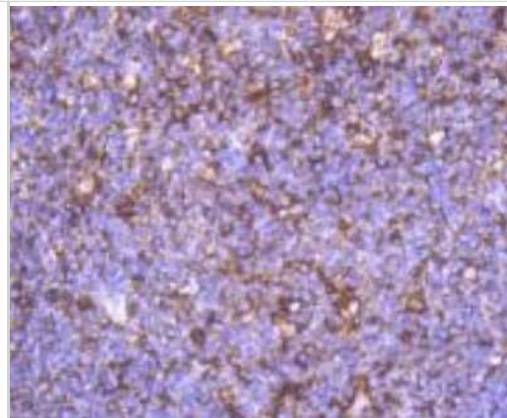
**Immunohistochemistry-Paraffin: alpha-Smooth Muscle Actin Antibody (SY25-03) [NBP2-67436]** - Analysis of paraffin-embedded human liver tissue using alpha-Smooth Muscle Actin Antibody (SY25-03). Counter-stained with hematoxylin.



**Immunohistochemistry-Paraffin: alpha-Smooth Muscle Actin Antibody (SY25-03) [NBP2-67436]** - Analysis of paraffin-embedded human lung tissue using alpha-Smooth Muscle Actin Antibody (SY25-03). Counter-stained with hematoxylin.



Immunohistochemistry-Paraffin: alpha-Smooth Muscle Actin Antibody (SY25-03) [NBP2-67436] - Analysis of paraffin-embedded human tonsil tissue using alpha-Smooth Muscle Actin Antibody (SY25-03). Counter-stained with hematoxylin.



Immunohistochemistry-Paraffin: alpha-Smooth Muscle Actin Antibody (SY25-03) [NBP2-67436] - Analysis of paraffin-embedded mouse skin tissue using alpha-Smooth Muscle Actin Antibody (SY25-03). Counter-stained with hematoxylin.



## Publications

Jahnke L, Perrenoud V, Zandi S et al. Modulation of Extracellular Matrix Composition and Chronic Inflammation by Pirfenidone Promotes Scar Reduction in Retinal Wound Repair bioRxiv 2023-11-22



### **Novus Biologicals USA**

10730 E. Briarwood Avenue  
Centennial, CO 80112  
USA  
Phone: 303.730.1950  
Toll Free: 1.888.506.6887  
Fax: 303.730.1966  
nb-customerservice@bio-techne.com

### **Bio-Techne Canada**

21 Canmotor Ave  
Toronto, ON M8Z 4E6  
Canada  
Phone: 905.827.6400  
Toll Free: 855.668.8722  
Fax: 905.827.6402  
canada.inquires@bio-techne.com

### **Bio-Techne Ltd**

19 Barton Lane  
Abingdon Science Park  
Abingdon, OX14 3NB, United Kingdom  
Phone: (44) (0) 1235 529449  
Free Phone: 0800 37 34 15  
Fax: (44) (0) 1235 533420  
info.EMEA@bio-techne.com

### **General Contact Information**

www.novusbio.com  
Technical Support: nb-technical@bio-  
techne.com  
Orders: nb-customerservice@bio-techne.com  
General: novus@novusbio.com

### **Limitations**

This product is for research use only and is not approved for use in humans or in clinical diagnosis. Primary Antibodies are guaranteed for 1 year from date of receipt.

For more information on our 100% guarantee, please visit [www.novusbio.com/guarantee](http://www.novusbio.com/guarantee)

Earn gift cards/discounts by submitting a review: [www.novusbio.com/reviews/submit/NBP2-67436](http://www.novusbio.com/reviews/submit/NBP2-67436)

Earn gift cards/discounts by submitting a publication using this product:  
[www.novusbio.com/publications](http://www.novusbio.com/publications)

